

# Dallas County Health and Human Services Heat-Related Illness Syndromic Surveillance Report



Week 26 Ending July 1, 2023

Figure 1. HRI Reports by Gender within past 14 days

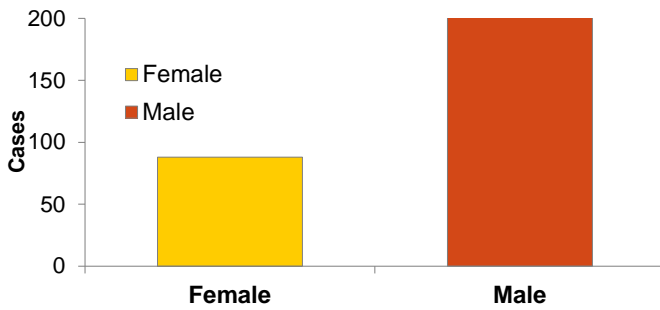


Figure 2. HRI Reports by Age within past 14 days

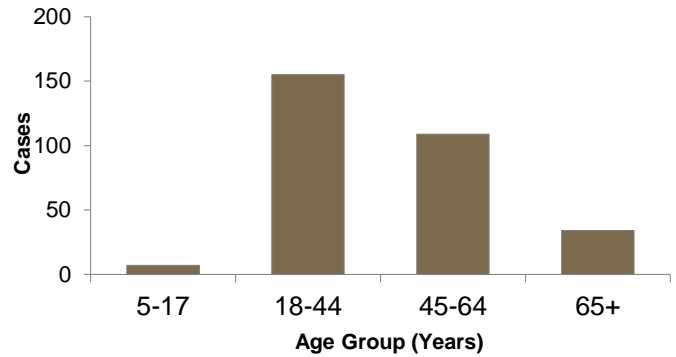
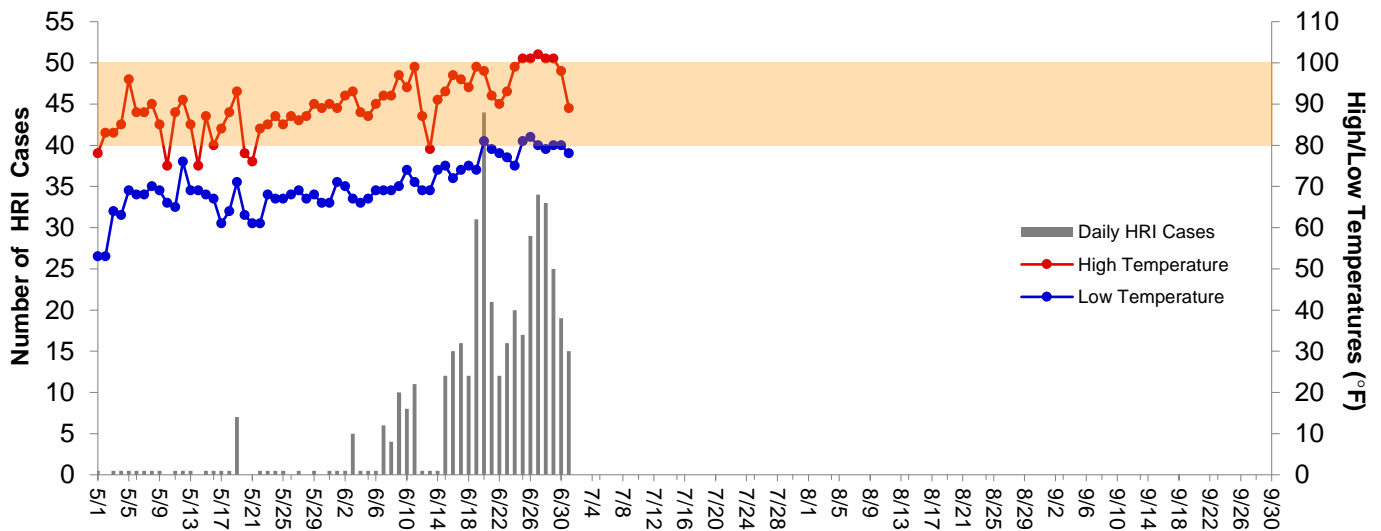


Figure 3. Daily Temperatures versus HRI Reports in Dallas County



Data obtained from hospitals participating in the Electronic Surveillance System for the Early Notification of Community-based Epidemics (ESSENCE) from April 20, 2023 through the present. Depicted are the numbers of patients presenting to Emergency Departments in Dallas County hospitals with heat-related chief complaints. Data also obtained from reports received from Dallas County Medical Examiner's Office.

\*Suppression: counts of 1 to 4 are suppressed to maintain confidentiality. Suppressed values are indicated with a count of 0.5 in Figure 3 and with an asterisk (\*) in Figure 1 and 2 if applicable.

Peak temperatures forecasted for this weekend are in the high 90's°F, with overnight lows predicted to be in the high 70's°F