



2010–2014 Profile of Malaria in Dallas County

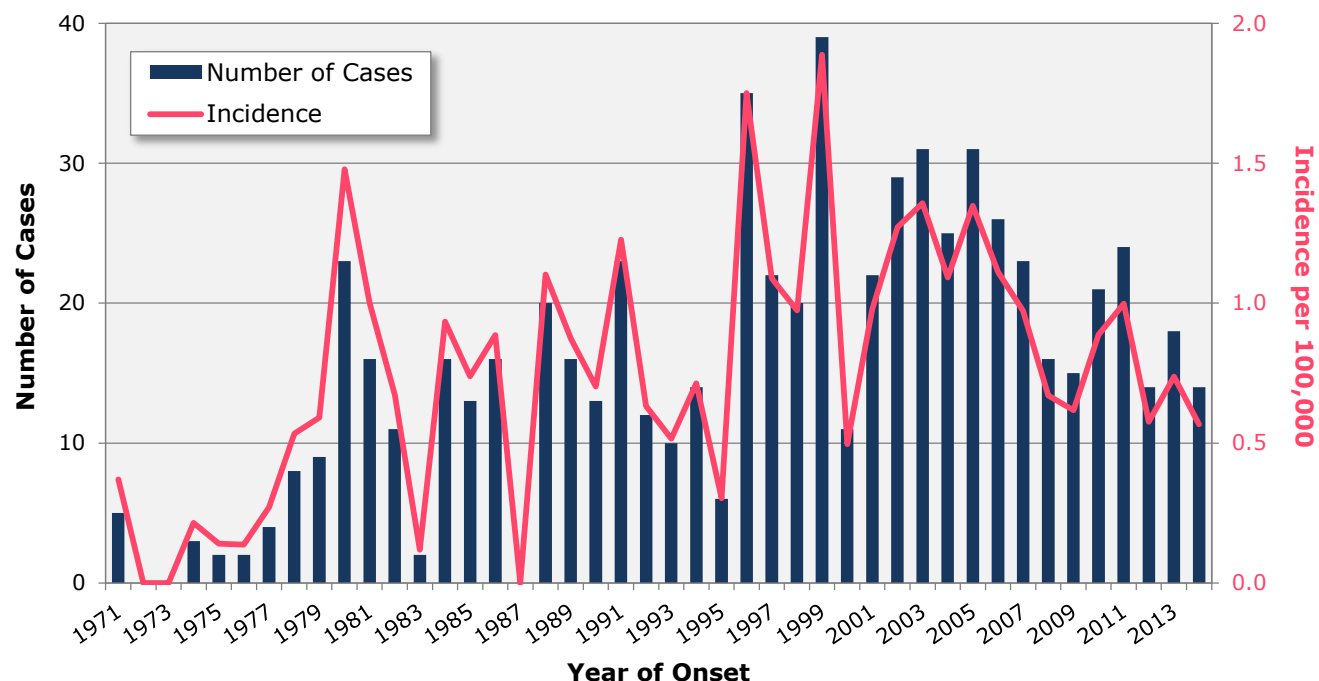
Dallas County Health and Human Services

Summary of Malaria Cases, 2010–2014

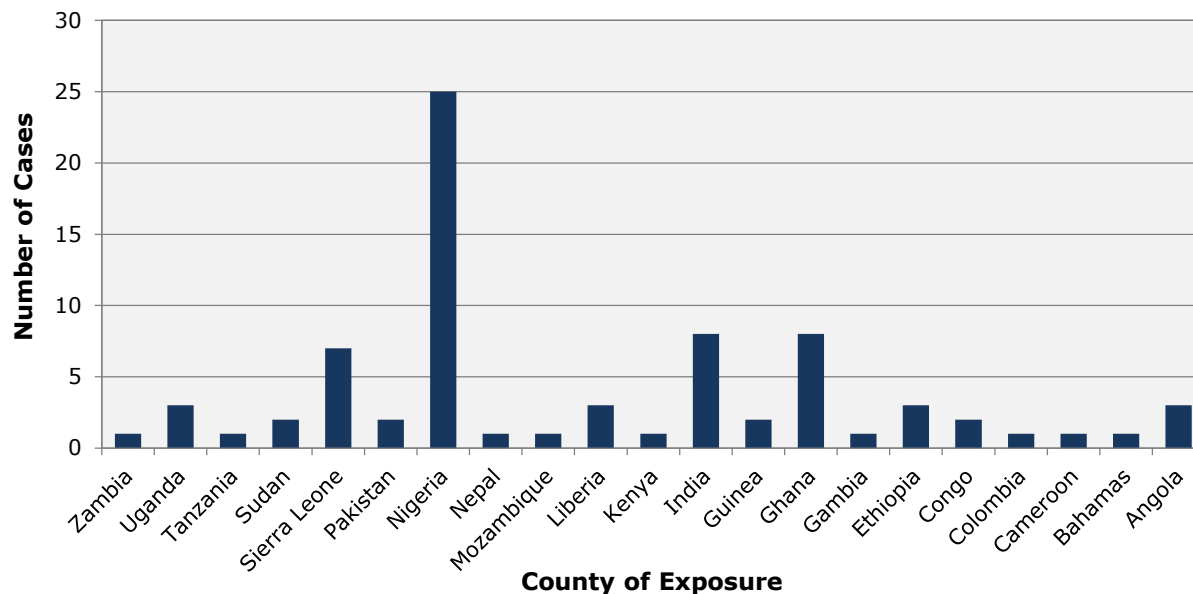
	n (%)	Incidence per 100,000
Total	91 (100.0)	0.8
Sex		
Male	57 (62.6)	1.0
Female	34 (37.4)	0.6
Race/Ethnicity		
Black	60 (65.9)	2.2
White	11 (12.1)	0.3
Asian	14 (15.4)	2.1
Hispanic	2 (2.2)	0.0
Unknown	4 (4.4)	N/A
Age Group (years)		
0–17	15 (16.5)	0.5
18–24	8 (8.8)	0.7
25–44	33 (36.3)	0.9
45–64	32 (35.2)	1.2
≥65	3 (3.3)	0.3
Hospitalizations	63 (69.2)	N/A
Prophylaxis Received*		
Yes	12 (21.1)	N/A
No	45 (78.9)	N/A
Reason for Travel*		
Visiting Friends/Relatives	38 (69.1)	N/A
Immigrant/Refugee	5 (9.1)	N/A
Missionary	6 (10.9)	N/A
Student/Teacher	4 (7.3)	N/A
Tourism	2 (3.6)	N/A

N/A = Not applicable

Malaria Cases and Incidence by Year of Onset, Dallas County, 1971–2014

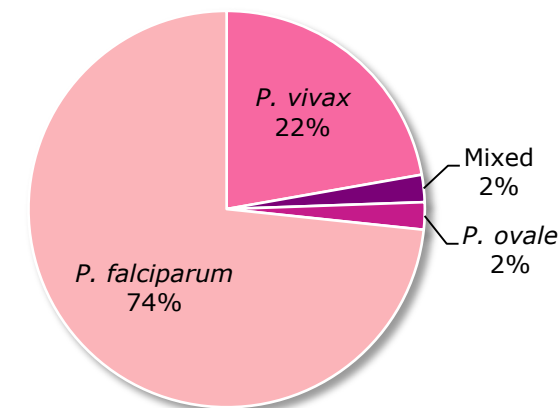


Malaria Cases by Country of Exposure, 2010–2014

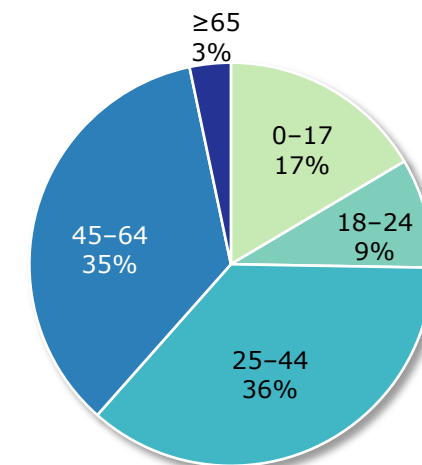


- From 2010–2014, between 14–24 persons have been diagnosed with malaria each year in Dallas County.
- *Plasmodium falciparum* was the most common species identified (74%), followed by *P. vivax* (22%).
- 69% of cases reported visiting friends or family as their reason for travel to a malaria-endemic country.
- Most cases (83%) were acquired in Africa; 60% of cases were acquired in countries within West Africa.
- 79% of cases reported not using chemoprophylaxis.
- The majority of cases (69%) were hospitalized.

Malaria Cases by Species of Parasite, 2010–2014* (n=45)



Malaria Cases by Age Group (years), 2010–2014 (n=91)



Note: Incidence calculated using projected population data for 2014.

*Percent based on known numbers.

Data Sources: Dallas County Department of Health and Human Services, Epidemiology Division; National Electronic Disease Surveillance System (NEDSS); Texas Department of State Health Services, Center for Health Statistics, available at <http://www.dshs.state.tx.us/chs/popdat/detailX.shtm>; United States Census Bureau, Population and Housing Unit Estimates, available at <http://www.census.gov/popest/>.