



2016 Profile of Cryptosporidiosis in Dallas County

Dallas County Health and Human Services

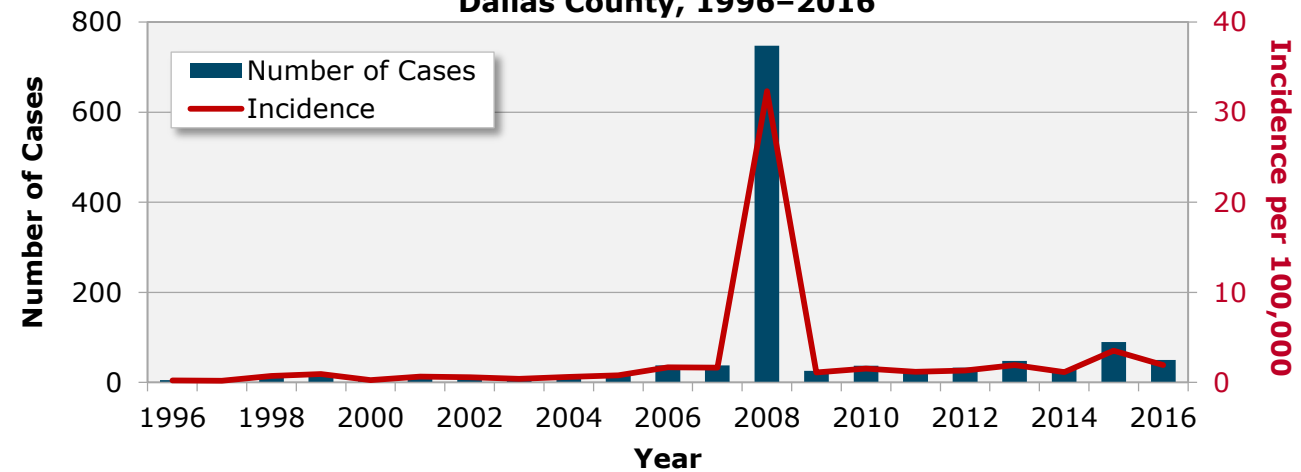
Summary of Cryptosporidiosis Cases, 2016

	n (%)	Incidence per 100,000
Total	50 (100.0)	1.9
Sex		
Male	36 (72.0)	2.8
Female	14 (28.0)	1.1
Race/Ethnicity		
Hispanic	5 (10.0)	0.5
White	28 (56.0)	3.6
Black	17 (34.0)	2.9
Asian	0	N/A
American Indian	0	N/A
Age Group (years)		
<1	1 (2.0)	2.5
1-4	8 (16.0)	5.1
5-9	3 (6.0)	1.5
10-14	2 (4.0)	1.1
15-19	2 (4.0)	1.1
20-29	9 (18.0)	2.3
30-39	9 (18.0)	2.3
40-49	5 (10.0)	1.5
50-59	5 (10.0)	1.6
≥60	6 (12.0)	1.6
Hospitalizations	6 (12.0)	0.2

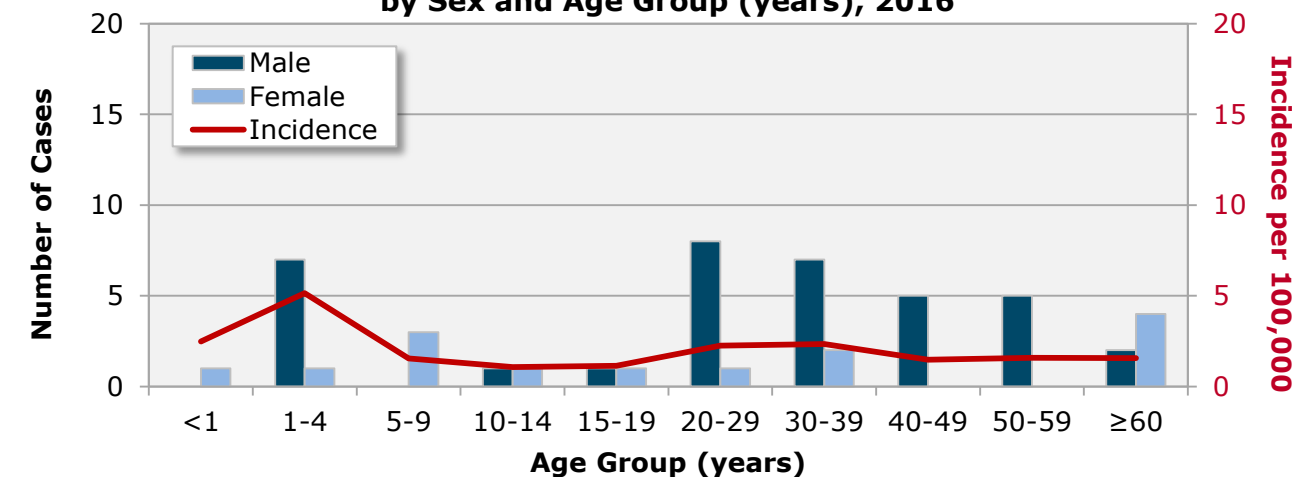
N/A = Not applicable

- *Cryptosporidium* is a microscopic parasite which causes the diarrheal disease cryptosporidiosis, and is one of the most common causes of waterborne disease in the U.S. Immunocompromised persons have higher risk for more severe illnesses.
- Persons at greater risk of exposure and infection include international travelers and persons who drink unfiltered, untreated water, or swimmers who drink contaminated recreational water.
- A large outbreak of cryptosporidiosis occurred in North Texas in 2008, associated with recreational water sources. Other than this 2008 outbreak, the majority of case reports have been non-outbreak associated.
- Greater numbers of cases tend to be reported during the summer months in Dallas.

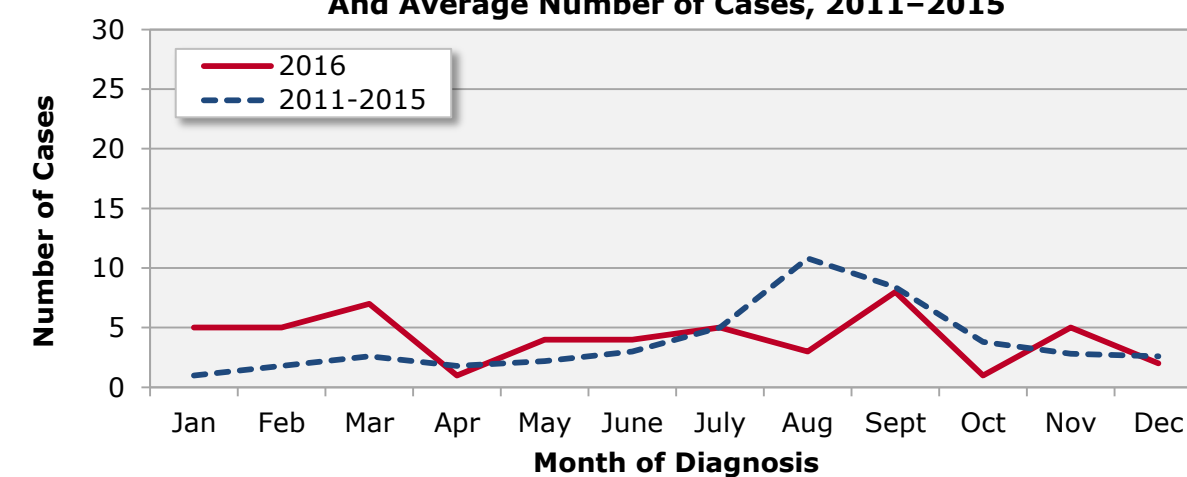
Cryptosporidiosis Cases and Incidence by Year of Onset, Dallas County, 1996-2016



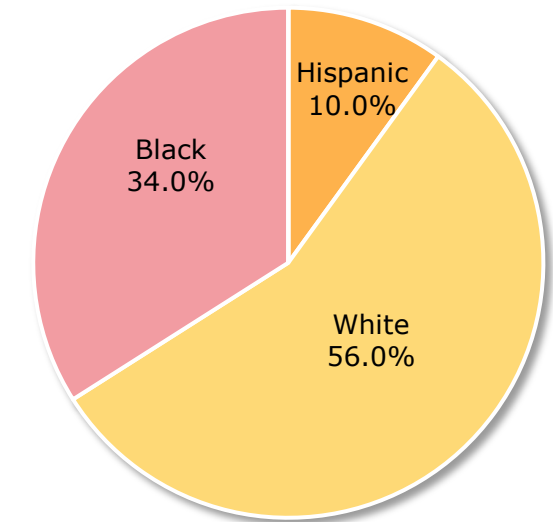
Cryptosporidiosis Cases and Incidence by Sex and Age Group (years), 2016



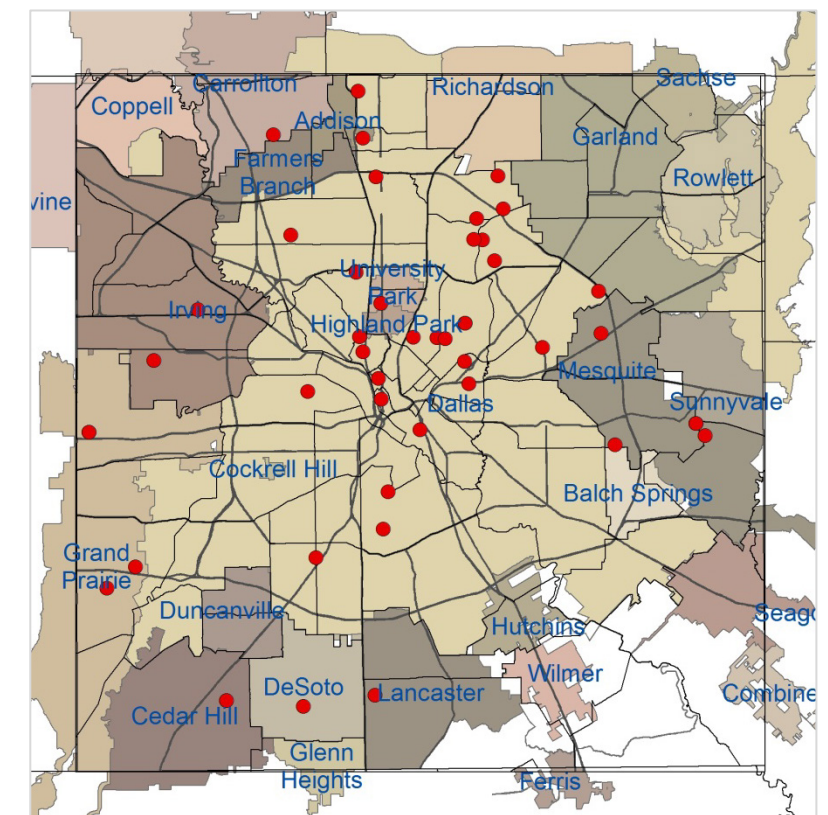
Cryptosporidiosis Cases by Month of Diagnosis, 2016, And Average Number of Cases, 2011-2015



Cryptosporidiosis Cases by Race/Ethnicity, 2016, (n=50)



Distribution of Cryptosporidiosis Cases, 2016



Note: Incidence calculated using projected population data for 2016, and maps do not include cases who are homeless or with incomplete addresses

Data Sources: Dallas County Department of Health and Human Services, Epidemiology Division; National Electronic Disease Surveillance System (NEDSS); Population data obtained through the Centers for Disease Control and Prevention: WONDER Bridged-Race Population Estimates 1990-2016.