

Year Reporting

All

▼

Overview

Influenza Surveillance

Hospital Flu Data

Laboratory Flu Surveillance Data

RSV

Non-Influenza Respiratory Virus...

Information

CDC Week

53

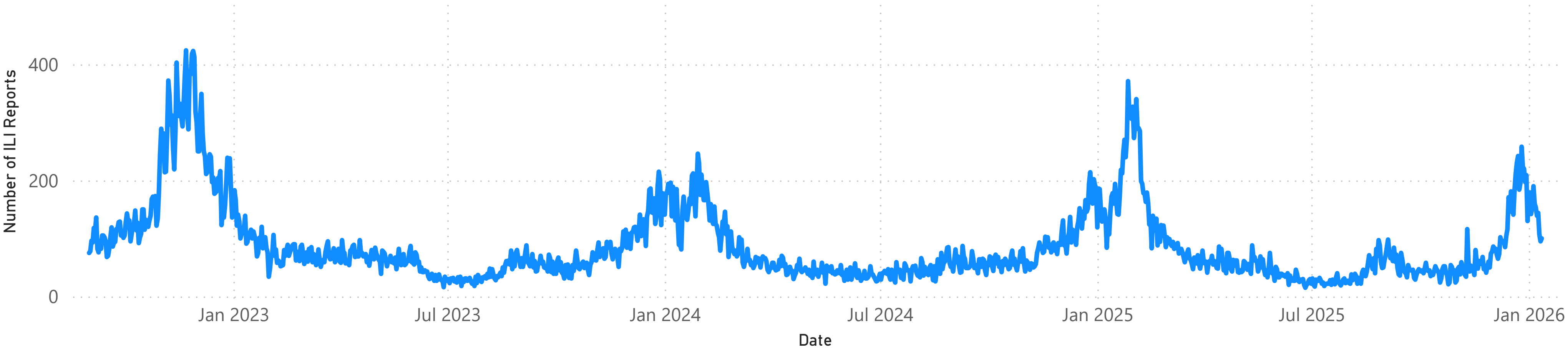
Week Ending

1/3/2026

Epidemiologic Summary

- 14.1% of Influenza tests returned positive during week 53.
- One hundred fifty-seven Influenza-associated hospitalizations were reported during week 53.
- Zero influenza-associated pediatric deaths have been reported during the 2025-2026 season in Dallas County.
- 17.3% of RSV tests returned positive during week 53.

Syndromic Surveillance of Emergency Department Visits for Influenza-like Illness (ILI), Dallas County



Data source: 18 emergency departments in Dallas County hospitals participating in the Electronic Surveillance System for the Early Notification of Community-based Epidemics (ESSENCE) voluntarily reporting the numbers of persons presenting with self-reported chief complaints of ILI.

Respiratory Virus Surveillance Dashboard

Dallas County Health and Human Services

Last Updated: 1/12/2026

Year Reporting

All

Overview

Influenza Surveillance

Hospital Flu Data

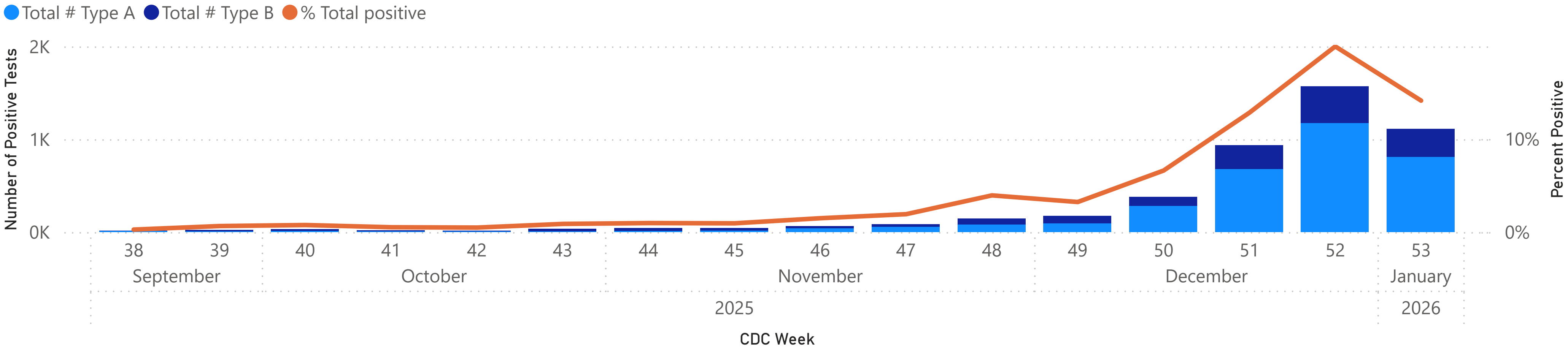
Laboratory Flu
Surveillance Data

RSV

Non-Influenza
Respiratory Virus...

Information

Influenza Positive Tests Reported to DCHHS by Hospital Laboratories



Summary of Influenza Surveillance from Dallas County Hospitals and Hospital Laboratories

Week Ending	CDC Week	Total PCR	Total PCR Positives	% Positive PCR	Total RIDTs	Total RIDT Positives	% positive RIDTs	Total Tests	Total Positives	% Total Positive	Hospitalizations	ICU	Pediatric Deaths
1/3/2026	53	6,113	802	13.1%	1,745	311	17.8%	7,882	1,113	14.1%	157	21	0
12/27/2025	52	5,723	1,065	18.6%	2,136	506	23.7%	7,877	1,571	19.9%	166	24	0
12/20/2025	51	5,594	730	13.0%	1,650	205	12.4%	7,290	935	12.8%	110	9	0
12/13/2025	50	4,478	295	6.6%	1,287	87	6.8%	5,779	382	6.6%	46	3	0
12/6/2025	49	4,087	116	2.8%	1,223	56	4.6%	5,324	172	3.2%	20	3	0
11/29/2025	48	2,950	117	4.0%	743	29	3.9%	3,703	146	3.9%	18	2	0
11/22/2025	47	3,367	54	1.6%	1,018	31	3.0%	4,419	85	1.9%	9	1	0
11/15/2025	46	3,404	49	1.4%	937	16	1.7%	4,362	65	1.5%	8	0	0
Total		61,255	3,321		17,679	1373		79,269	4,694		558	68	0

- Includes positive rapid antigen, PCR, DFA, or culture results.
- Further subtyping is performed only by select hospital laboratories for specimens referred to DCHHS by institutions for PCR-testing.
- Non-differentiated refers to rapid test results which did not differentiate between influenza A and B.

Year Reporting

All

Overview

Influenza Surveillance

Hospital Flu Data

Laboratory Flu
Surveillance Data

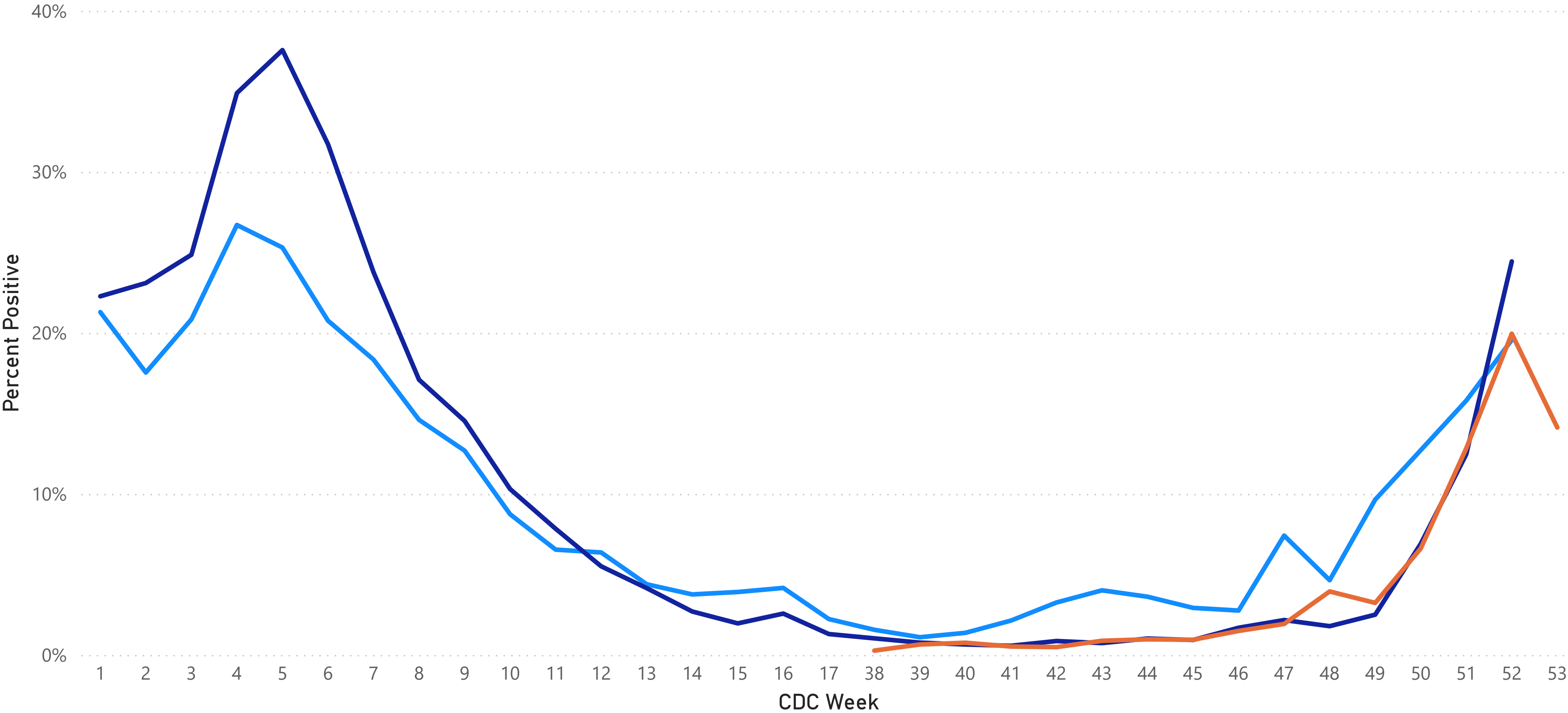
RSV

Non-Influenza
Respiratory Virus...

Information

Influenza Positive Tests Reported to DCHHS by Hospital Laboratories

Year ● 2023-2024 ● 2024-2025 ● 2025-2026



Data sources: 13 hospitals in Dallas County participating in the influenza surveillance weekly report voluntarily report the numbers of laboratory-confirmed, Hospitalized Patients, and influenza-related Deaths.

Influenza Typing and Subtyping from Cumulative Dallas County, Texas, and U.S. Laboratory Surveillance Data

Dallas County										
Week Ending Date	CDC Week	Total (Dallas County)	Influenza A (Dallas County)	H1N1 2009 subtype (Dallas County)	H3N2 subtype (Dallas County)	H5 (Dallas County)	Not subtyped (Dallas County)	Influenza B (Dallas County)	Victoria lineage (Dallas County)	Not lineaged (Dallas County)
▼										
1/3/2026	53	69	58 (100.0%)	9 (16.1%)	47 (83.9%)	N/A	0	0	0	0

State of Texas										
Week Ending Date	CDC Week	Total (Texas)	Influenza A (Texas)	H1N1 2009 subtype (Texas)	H3N2 subtype (Texas)	H5 (Texas)	Not subtyped (Texas)	Influenza B (Texas)	Victoria lineage (Texas)	Not lineaged (Texas)
▼										
1/3/2026	53	785	312 (94.8%)	47 (15.2%)	262 (84.8%)	N/A	3	17 (5.2%)	14 (100.0%)	3

United States										
Week Ending Date	CDC Week	Total (U.S.)	Influenza A (U.S.)	H1N1 2009 subtype (U.S.)	H3N2 subtype (U.S.)	H5 (U.S.)	Not subtyped (U.S.)	Influenza B (U.S.)	Victoria lineage (U.S.)	Not lineaged (U.S.)
▼										
1/3/2026	53	27245	15,498 (96.8%)	1,823 (13.0%)	12,215 (87.0%)	2*	1,458	517 (3.2%)	144 (100%)	373

- DCHHS LRN laboratory PCR testing of designated Dallas County surveillance site isolates; counts may not sum to total as samples can test positive for multiple subtypes
- DSHS 2024–2025 Texas Influenza Surveillance Information Activity Report available at <https://www.dshs.texas.gov/texas-respiratory-virus-surveillance-report>
- CDC FluView Weekly Influenza Surveillance Report available at <https://www.cdc.gov/fluview/>
- *This data reflects specimens tested and the number determined to be positive for influenza viruses at the public health labs (specimens tested is not the same as cases). It does not reflect specimens tested only at CDC and could include more than one specimen tested per person. The guidance for influenza A/H5 testing recommends testing both a conjunctival and respiratory swab for people with conjunctivitis which has resulted in more specimens testing positive for influenza A/H5 than the number of human H5 cases.

Respiratory Virus Surveillance Dashboard

Dallas County Health and Human Services

Last Updated: 1/12/2026

Overview

Influenza Surveillance

Hospital Flu Data

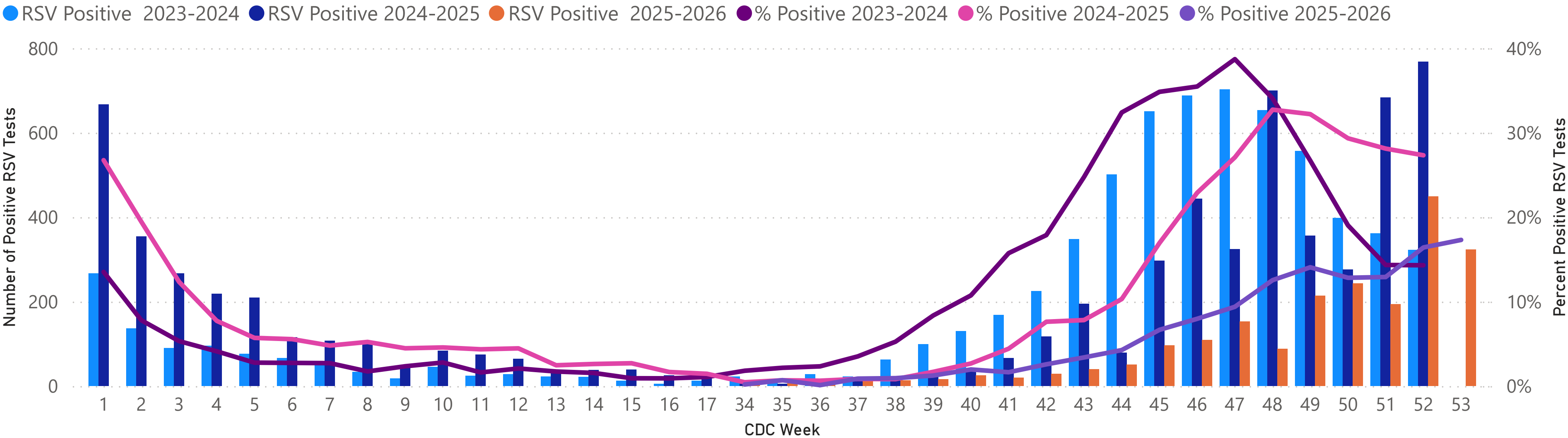
Laboratory Flu
Surveillance Data

RSV

Non-Influenza
Respiratory Virus...

Information

Number and Percent Positive RSV Rapid Antigen and PCR Tests by Week, NREVSS Surveillance Data, North Texas



Week Ending Date	CDC Week	RSV Tests Performed	RSV Total Positives	RSV % Positive
1/3/2026	53	1,867	323	17.3%
12/27/2025	52	2,737	449	16.4%
12/20/2025	51	1,503	194	12.9%
12/13/2025	50	1,896	243	12.8%
12/6/2025	49	1,522	214	14.1%
11/29/2025	48	702	88	12.5%
11/22/2025	47	1,631	153	9.4%
11/15/2025	46	1,369	109	8.0%

Data source: National Respiratory and Enteric Virus Surveillance System (NREVSS) and hospitals reporting directly to DCHHS.

Respiratory Virus Testing by North Texas Hospitals Participating in Health Surveillance Programs

Overview

Influenza Surveillance

Hospital Flu Data

Laboratory Flu Surveillance Data

RSV

Non-Influenza Respiratory Virus...

Information

Adenovirus				
Week Ending Date	CDC Week	Adenovirus Tests Performed	Adenovirus Positives	Adenovirus % Positive
▼				
1/3/2026	53	685	42	6.1%

COVID-19				
Week Ending Date	CDC Week	COVID Tests Performed	COVID Total Positives	COVID % Positive
▼				
1/3/2026	53	2,230	19	0.9%

RSV				
Week Ending Date	CDC Week	RSV Tests Performed	RSV Total Positives	RSV % Positive
▼				
1/3/2026	53	1,867	323	17.3%

Rhinovirus/ Enterovirus				
Week Ending Date	CDC Week	Rhinovirus/ Enterovirus Tests Performed	Rhinovirus/ Enterovirus Total Positives	Rhinovirus/ Enterovirus % Positive
▼				
1/3/2026	53	685	168	24.5%

HMPV				
Week Ending Date	CDC Week	HMPV Tests Performed	HMPV Total Positives	HMPV % Positive
▼				
1/3/2026	53	685	16	2.3%

Parainfluenza				
Week Ending Date	CDC Week	Parainfluenza virus Tests Performed	Parainfluenza virus Total Positives	Parainfluenza virus % Positive
▼				
1/3/2026	53	685	32	4.7%

Data source: National Respiratory and Enteric Virus Surveillance System (NREVSS) and hospitals reporting directly to DCHHS.



Overview

Influenza Surveillance

Hospital Flu Data

Laboratory Flu
Surveillance Data

RSV

Non-Influenza
Respiratory Virus...

Information

Please report any of the following patients to DCHHS:

- **Deaths of pediatric patients with confirmed influenza (any subtype). We are requesting all pediatric influenza-associated deaths to be reported to facilitate specimen procurement and testing. (Please report within 1 workday).**
- **Suspected influenza infections involving institutional outbreaks (Please report immediately).**
- **Patients with Novel influenza. (Please report immediately).**

Phone: (214) 819-2004

Email: influenza.influenza@dallascounty.org

Data sources:

- DCHHS LRN laboratory PCR testing of designated Dallas County surveillance site isolates; counts may not sum to total as samples can test positive for multiple subtypes
- DSHS Texas Influenza Surveillance Information Activity Report available at <https://www.dshs.texas.gov/texas-respiratory-virus-surveillance-report>
- CDC FluView Weekly Influenza Surveillance Report available at <https://www.cdc.gov/fluview/index.html>
- 18 emergency departments in Dallas County hospitals participating in the Electronic Surveillance System for the Early Notification of Community-based Epidemics (ESSENCE) voluntarily reporting the numbers of persons presenting with self-reported chief complaints of ILI.
- 13 hospitals in Dallas County participating in the influenza surveillance weekly report voluntarily report the numbers of laboratory-confirmed, Hospitalized Patients, and influenza-related Deaths.
- National Respiratory and Enteric Virus Surveillance System (NREVSS) and hospitals reporting directly to DCHHS.