

Year Reporting

All

Overview

Influenza Surveillance

Hospital Flu Data

Laboratory Flu
Surveillance Data

RSV

Non-Influenza
Respiratory Virus...

Information

CDC Week

45

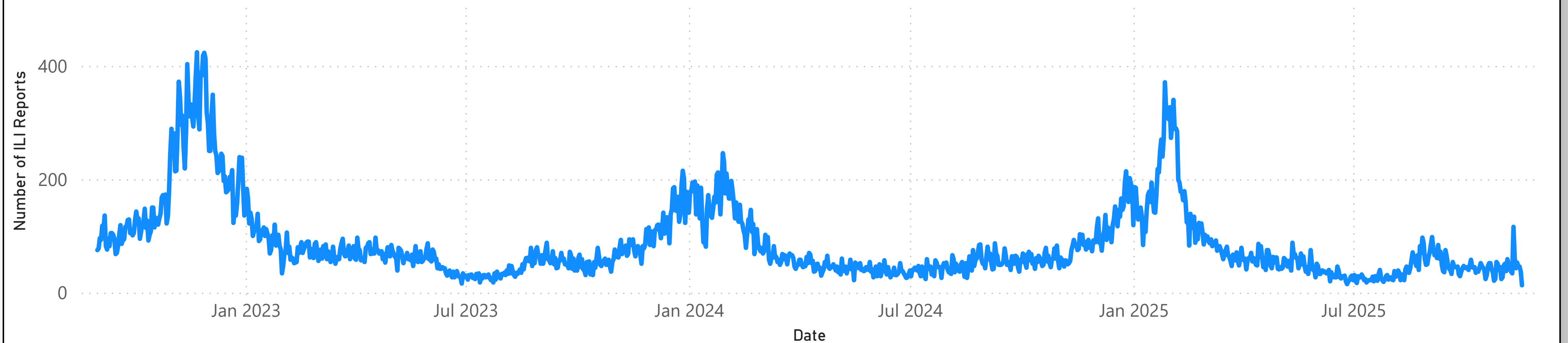
Week Ending

11/8/2025

Epidemiologic Summary

- 0.9% of Influenza tests returned positive during week 45.
- Two Influenza-associated hospitalizations were reported during week 45.
- Zero influenza-associated pediatric deaths have been reported during the 2025-2026 season in Dallas County.
- 6.7% of RSV tests returned positive during week 45.

Syndromic Surveillance of Emergency Department Visits for Influenza-like Illness (ILI), Dallas County



Data source: 18 emergency departments in Dallas County hospitals participating in the Electronic Surveillance System for the Early Notification of Community-based Epidemics (ESSENCE) voluntarily reporting the numbers of persons presenting with self-reported chief complaints of ILI.

Respiratory Virus Surveillance Dashboard

Dallas County Health and Human Services

Last Updated: 11/17/2025

Year Reporting

All

Overview

Influenza Surveillance

Hospital Flu Data

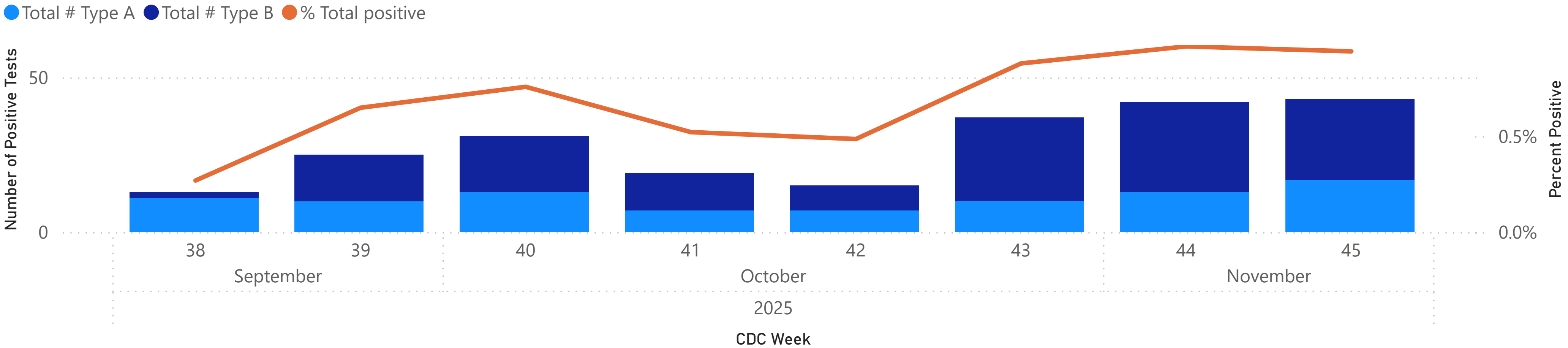
Laboratory Flu Surveillance Data

RSV

Non-Influenza Respiratory Virus...

Information

Influenza Positive Tests Reported to DCHHS by Hospital Laboratories



Summary of Influenza Surveillance from Dallas County Hospitals and Hospital Laboratories

Week Ending	CDC Week	Total PCR	Total PCR Positives	% Positive PCR	Total RIDTs	Total RIDT Positives	% positive RIDTs	Total Tests	Total Positives	% Total Positive	Hospitalizations	ICU	Pediatric Deaths
11/8/2025	45	3,629	22	0.6%	906	21	2.3%	4,564	43	0.9%	2	0	0
11/1/2025	44	3,257	17	0.5%	1,063	25	2.4%	4,339	42	1.0%	4	2	0
10/25/2025	43	3,350	14	0.4%	849	23	2.7%	4,208	37	0.9%	5	1	0
10/18/2025	42	2,585	4	0.2%	503	11	2.2%	3,092	15	0.5%	2	0	0
10/11/2025	41	2,892	9	0.3%	730	10	1.4%	3,646	19	0.5%	4	1	0
10/4/2025	40	3,127	9	0.3%	945	22	2.3%	4,093	31	0.8%	3	0	0
9/27/2025	39	2,897	10	0.3%	929	15	1.6%	3,856	25	0.6%	2	1	0
9/20/2025	38	3,802	8	0.2%	1,015	5	0.5%	4,835	13	0.3%	2	0	0
Total		25,539	93		6,940	132		32,633	225		24	5	0

- Includes positive rapid antigen, PCR, DFA, or culture results.
- Further subtyping is performed only by select hospital laboratories for specimens referred to DCHHS by institutions for PCR-testing.
- Non-differentiated refers to rapid test results which did not differentiate between influenza A and B.

Year Reporting

All

Overview

Influenza Surveillance

Hospital Flu Data

Laboratory Flu
Surveillance Data

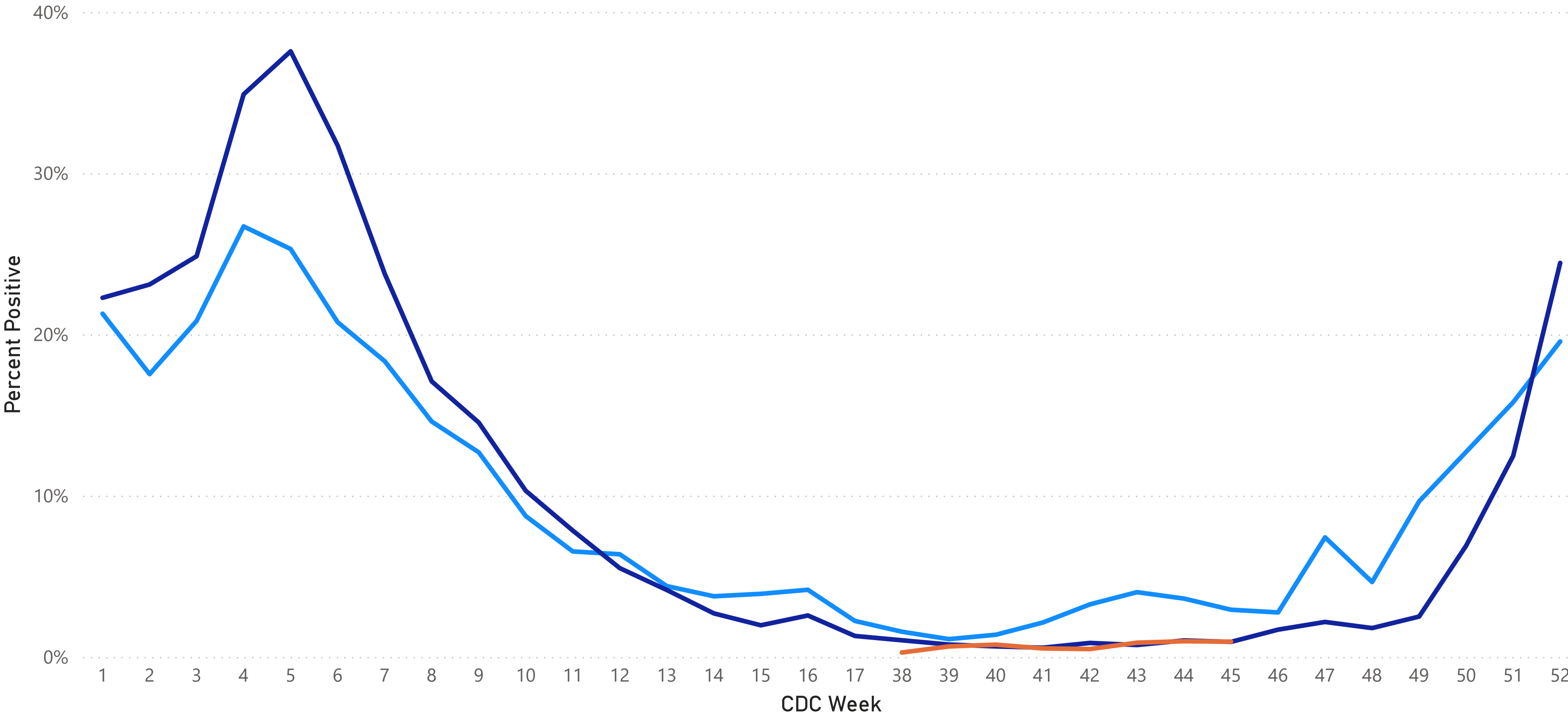
RSV

Non-Influenza
Respiratory Virus...

Information

Influenza Positive Tests Reported to DCHHS by Hospital Laboratories

Year 2023-2024 2024-2025 2025-2026



Data sources: 13 hospitals in Dallas County participating in the influenza surveillance weekly report voluntarily report the numbers of laboratory-confirmed, Hospitalized Patients, and influenza-related Deaths.

Respiratory Virus Surveillance Dashboard

Dallas County Health and Human Services

Last Updated: 11/17/2025

Influenza Typing and Subtyping from Cumulative Dallas County, Texas, and U.S. Laboratory Surveillance Data

Dallas County										
Week Ending Date	CDC Week	Total (Dallas County)	Influenza A (Dallas County)	H1N1 2009 subtype (Dallas County)	H3N2 subtype (Dallas County)	H5 (Dallas County)	Not subtyped (Dallas County)	Influenza B (Dallas County)	Victoria lineage (Dallas County)	Not lineaged (Dallas County)
▼										
11/8/2025	45	7	2 (100.0%)	0	2 (100.0%)	N/A	0	0	0	0

State of Texas										
Week Ending Date	CDC Week	Total (Texas)	Influenza A (Texas)	H1N1 2009 subtype (Texas)	H3N2 subtype (Texas)	H5 (Texas)	Not subtyped (Texas)	Influenza B (Texas)	Victoria lineage (Texas)	Not lineaged (Texas)
▼										
11/8/2025	45	60	6 (85.7%)	2 (33.3%)	4 (66.7%)	N/A	0	1 (14.3%)	0	0

United States										
Week Ending Date	CDC Week	Total (U.S.)	Influenza A (U.S.)	H1N1 2009 subtype (U.S.)	H3N2 subtype (U.S.)	H5 (U.S.)	Not subtyped (U.S.)	Influenza B (U.S.)	Victoria lineage (U.S.)	Not lineaged (U.S.)
▼										
11/8/2025	45	4,172	729 (94.7%)	252 (37.2%)	426 (62.8%)	0*	51	41 (5.3%)	13 (100%)	28

- DCHHS LRN laboratory PCR testing of designated Dallas County surveillance site isolates; counts may not sum to total as samples can test positive for multiple subtypes
- DSHS 2024–2025 Texas Influenza Surveillance Information Activity Report available at <https://www.dshs.texas.gov/texas-respiratory-virus-surveillance-report>
- CDC FluView Weekly Influenza Surveillance Report available at <https://www.cdc.gov/fluview/>
- *This data reflects specimens tested and the number determined to be positive for influenza viruses at the public health labs (specimens tested is not the same as cases). It does not reflect specimens tested only at CDC and could include more than one specimen tested per person. The guidance for influenza A/H5 testing recommends testing both a conjunctival and respiratory swab for people with conjunctivitis which has resulted in more specimens testing positive for influenza A/H5 than the number of human H5 cases.

Respiratory Virus Surveillance Dashboard

Dallas County Health and Human Services

Last Updated: 11/17/2025

Overview

Influenza Surveillance

Hospital Flu Data

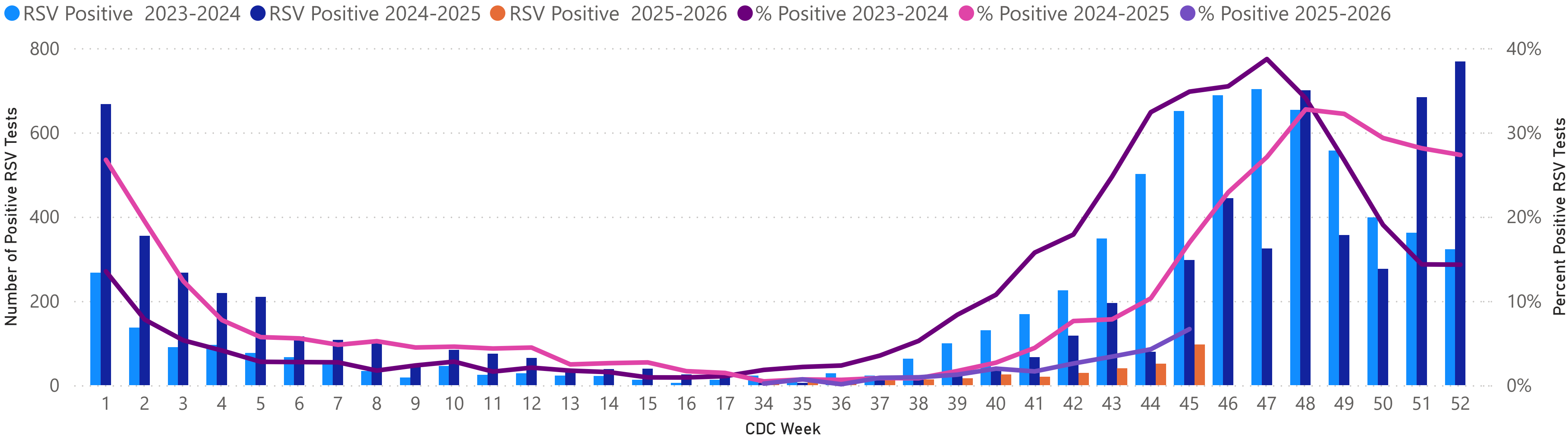
Laboratory Flu
Surveillance Data

RSV

Non-Influenza
Respiratory Virus...

Information

Number and Percent Positive RSV Rapid Antigen and PCR Tests by Week, NREVSS Surveillance Data, North Texas



Week Ending Date	CDC Week	RSV Tests Performed	RSV Total Positives	RSV % Positive
11/8/2025	45	1,443	96	6.7%
11/1/2025	44	1,198	51	4.3%
10/25/2025	43	1,180	40	3.4%
10/18/2025	42	1,128	29	2.6%
10/11/2025	41	1,223	20	1.6%
10/4/2025	40	1,275	25	2.0%
9/27/2025	39	1,288	16	1.2%
9/20/2025	38	1,395	13	0.9%

Data source: National Respiratory and Enteric Virus Surveillance System (NREVSS) and hospitals reporting directly to DCHHS.

- Overview
- Influenza Surveillance
- Hospital Flu Data
- Laboratory Flu Surveillance Data
- RSV
- Non-Influenza Respiratory Virus...
- Information

Respiratory Virus Testing by North Texas Hospitals Participating in Health Surveillance Programs

Adenovirus				
Week Ending Date	CDC Week	Adenovirus Tests Performed	Adenovirus Positives	Adenovirus % Positive
▼				
11/8/2025	45	792	35	4.4%

Rhinovirus/ Enterovirus				
Week Ending Date	CDC Week	Rhinovirus/ Enterovirus Tests Performed	Rhinovirus/ Enterovirus Total Positives	Rhinovirus/ Enterovirus % Positive
▼				
11/8/2025	45	792	352	44.4%

COVID-19				
Week Ending Date	CDC Week	COVID Tests Performed	COVID Total Positives	COVID % Positive
▼				
11/8/2025	45	1,466	12	0.8%

HMPV				
Week Ending Date	CDC Week	HMPV Tests Performed	HMPV Total Positives	HMPV % Positive
▼				
11/8/2025	45	792	4	0.5%

RSV				
Week Ending Date	CDC Week	RSV Tests Performed	RSV Total Positives	RSV % Positive
▼				
11/8/2025	45	1,443	96	6.7%

Parainfluenza				
Week Ending Date	CDC Week	Parainfluenza virus Tests Performed	Parainfluenza virus Total Positives	Parainfluenza virus % Positive
▼				
11/8/2025	45	792	75	9.5%

Data source: National Respiratory and Enteric Virus Surveillance System (NREVSS) and hospitals reporting directly to DCHHS.



Overview

Influenza Surveillance

Hospital Flu Data

Laboratory Flu
Surveillance Data

RSV

Non-Influenza
Respiratory Virus...

Information

Please report any of the following patients to DCHHS:

- Deaths of pediatric patients with confirmed influenza (any subtype). We are requesting all pediatric influenza-associated deaths to be reported to facilitate specimen procurement and testing. (Please report within 1 workday).
- Suspected influenza infections involving institutional outbreaks (Please report immediately).
- Patients with Novel influenza. (Please report immediately).

Phone: (214) 819-2004

Email: influenza.influenza@dallascounty.org

Data sources:

- DCHHS LRN laboratory PCR testing of designated Dallas County surveillance site isolates; counts may not sum to total as samples can test positive for multiple subtypes
- DSHS 2024–2025 Texas Influenza Surveillance Information Activity Report available at <https://www.dshs.texas.gov/texas-respiratory-virus-surveillance-report>
- CDC FluView Weekly Influenza Surveillance Report available at <https://www.cdc.gov/fluview/index.html>
- 18 emergency departments in Dallas County hospitals participating in the Electronic Surveillance System for the Early Notification of Community-based Epidemics (ESSENCE) voluntarily reporting the numbers of persons presenting with self-reported chief complaints of ILI.
- 13 hospitals in Dallas County participating in the influenza surveillance weekly report voluntarily report the numbers of laboratory-confirmed, Hospitalized Patients, and influenza-related Deaths.
- National Respiratory and Enteric Virus Surveillance System (NREVSS) and hospitals reporting directly to DCHHS.