

Year Reporting

All

Overview

Influenza Surveillance

Hospital Flu Data

Laboratory Flu Surveillance Data

RSV

Non-Influenza Respiratory Virus...

Information

CDC Week

14

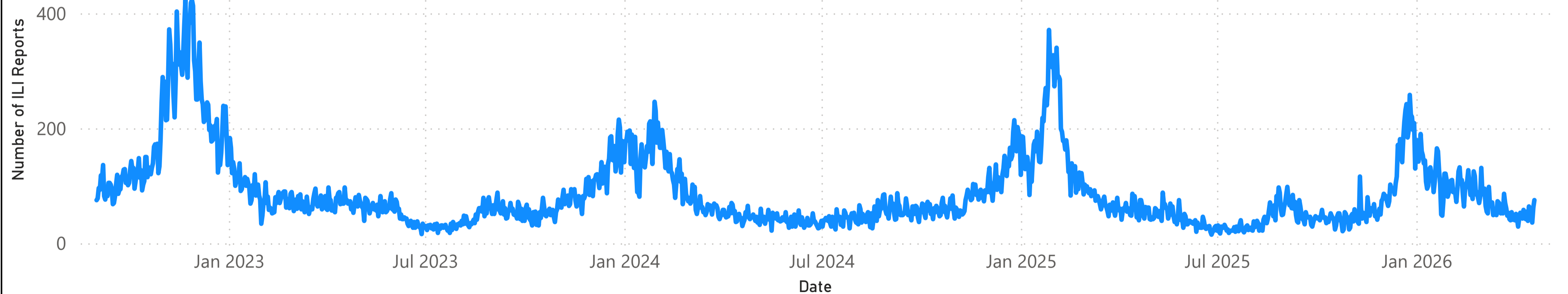
Week Ending

4/11/2026

Epidemiologic Summary

- 0.8% of Influenza tests returned positive during week 14.
- One influenza-associated hospitalizations were reported during week 14.
- Zero influenza-associated pediatric deaths have been reported during the 2025-2026 season in Dallas County.
- 5.3% of RSV tests returned positive during week 14.

Syndromic Surveillance of Emergency Department Visits for Influenza-like Illness (ILI), Dallas County



Data source: 18 emergency departments in Dallas County hospitals participating in the Electronic Surveillance System for the Early Notification of Community-based Epidemics (ESSENCE) voluntarily reporting the numbers of persons presenting with self-reported chief complaints of ILI.

Year Reporting

All

Overview

Influenza Surveillance

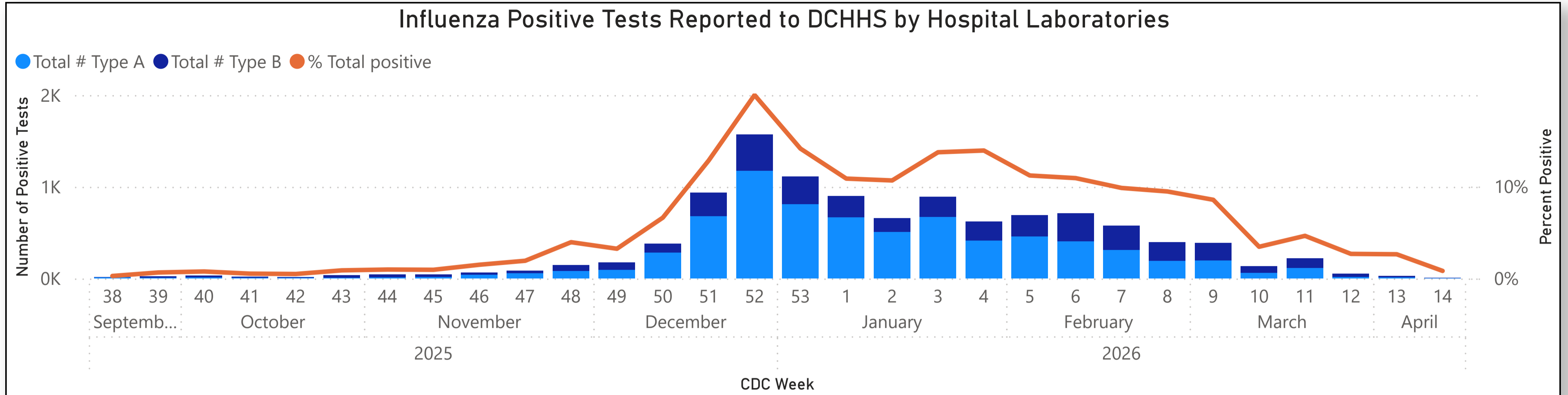
Hospital Flu Data

Laboratory Flu Surveillance Data

RSV

Non-Influenza Respiratory Virus...

Information



Summary of Influenza Surveillance from Dallas County Hospitals and Hospital Laboratories

Week Ending	CDC Week	Total PCR	Total PCR Positives	% Positive PCR	Total RIDTs	Total RIDT Positives	% positive RIDTs	Total Tests	Total Positives	% Total Positive	Hospitalizations	ICU	Pediatric Deaths
4/11/2026	14	617	2	0.3%	91	4	4.4%	731	6	0.8%	1	0	0
4/4/2026	13	966	24	2.5%	74	4	5.4%	1,065	28	2.6%	6	2	0
3/28/2026	12	1,403	38	2.7%	535	14	2.6%	1,946	52	2.7%	17	10	0
3/21/2026	11	3,624	135	3.7%	1,107	85	7.7%	4,748	220	4.6%	22	7	0
3/14/2026	10	2,714	79	2.9%	1,124	54	4.8%	3,860	133	3.4%	29	2	0
3/7/2026	9	3,658	264	7.2%	871	125	14.4%	4,548	389	8.6%	23	3	0
2/28/2026	8	3,153	255	8.1%	1,036	143	13.8%	4,208	398	9.5%	54	10	0
2/21/2026	7	4,225	347	8.2%	1,596	228	14.3%	5,843	575	9.8%	66	8	0
Total		110,080	7,375		33,580	3585		144,270	10,960		1378	241	0

- Includes positive rapid antigen, PCR, DFA, or culture results.
- Further subtyping is performed only by select hospital laboratories for specimens referred to DCHHS by institutions for PCR-testing.
- Non-differentiated refers to rapid test results which did not differentiate between influenza A and B.

Year Reporting

All

Overview

Influenza Surveillance

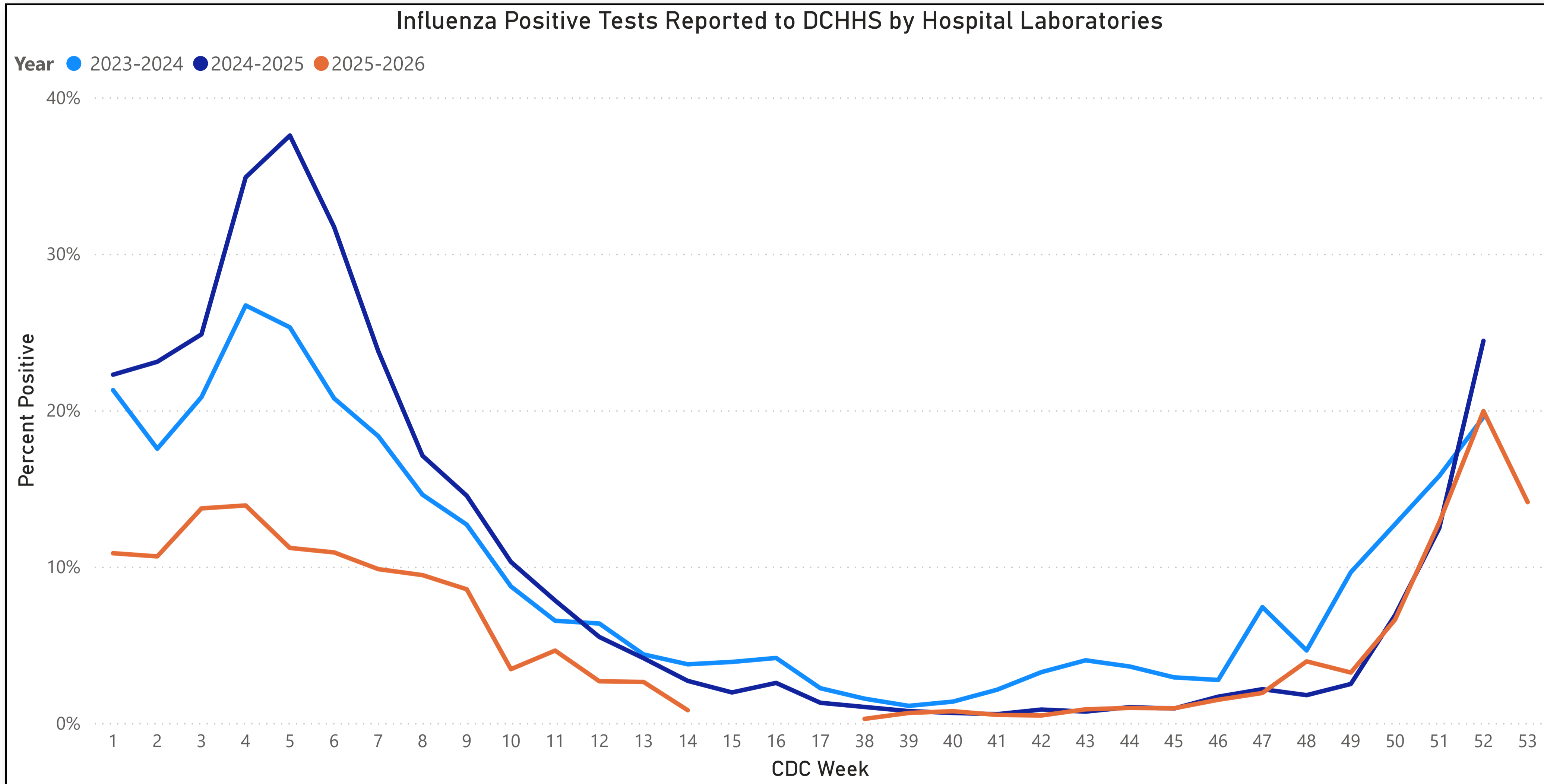
Hospital Flu Data

Laboratory Flu Surveillance Data

RSV

Non-Influenza Respiratory Virus...

Information



Data sources: 13 hospitals in Dallas County participating in the influenza surveillance weekly report voluntarily report the numbers of laboratory-confirmed, Hospitalized Patients, and influenza-related Deaths.

Influenza Typing and Subtyping from Cumulative Dallas County, Texas, and U.S. Laboratory Surveillance Data

Dallas County										
Week Ending Date	CDC Week	Total (Dallas County)	Influenza A (Dallas County)	H1N1 2009 subtype (Dallas County)	H3N2 subtype (Dallas County)	H5 (Dallas County)	Not subtyped (Dallas County)	Influenza B (Dallas County)	Victoria lineage (Dallas County)	Not lineaged (Dallas County)
▼										
4/11/2026	14	271	218 (100.0%)	27 (12.4%)	191 (87.6%)	N/A	0	0	0	0

State of Texas										
Week Ending Date	CDC Week	Total (Texas)	Influenza A (Texas)	H1N1 2009 subtype (Texas)	H3N2 subtype (Texas)	H5 (Texas)	Not subtyped (Texas)	Influenza B (Texas)	Victoria lineage (Texas)	Not lineaged (Texas)
▼										
4/11/2026	14	2,756	1490 (88.9%)	267 (18.3%)	1193 (81.7%)	N/A	30	179 (10.7%)	156 (100.0%)	23

United States										
Week Ending Date	CDC Week	Total (U.S.)	Influenza A (U.S.)	H1N1 2009 subtype (U.S.)	H3N2 subtype (U.S.)	H5 (U.S.)	Not subtyped (U.S.)	Influenza B (U.S.)	Victoria lineage (U.S.)	Not lineaged (U.S.)
▼										
4/11/2026	14	90,284	53,161 (86.9%)	5,589 (12.9%)	37,845 (87.1%)	2*	9725	8,012 (13.1%)	3,262 (100.0%)	4750

- DCHHS LRN laboratory PCR testing of designated Dallas County surveillance site isolates; counts may not sum to total as samples can test positive for multiple subtypes
- DSHS 2024–2025 Texas Influenza Surveillance Information Activity Report available at <https://www.dshs.texas.gov/texas-respiratory-virus-surveillance-report>
- CDC FluView Weekly Influenza Surveillance Report available at <https://www.cdc.gov/fluview/>
- *This data reflects specimens tested and the number determined to be positive for influenza viruses at the public health labs (specimens tested is not the same as cases). It does not reflect specimens tested only at CDC and could include more than one specimen tested per person. The guidance for influenza A/H5 testing recommends testing both a conjunctival and respiratory swab for people with conjunctivitis which has resulted in more specimens testing positive for influenza A/H5 than the number of human H5 cases.

Overview

Influenza Surveillance

Hospital Flu Data

Laboratory Flu Surveillance Data

RSV

Non-Influenza Respiratory Virus...

Information

Overview

Influenza Surveillance

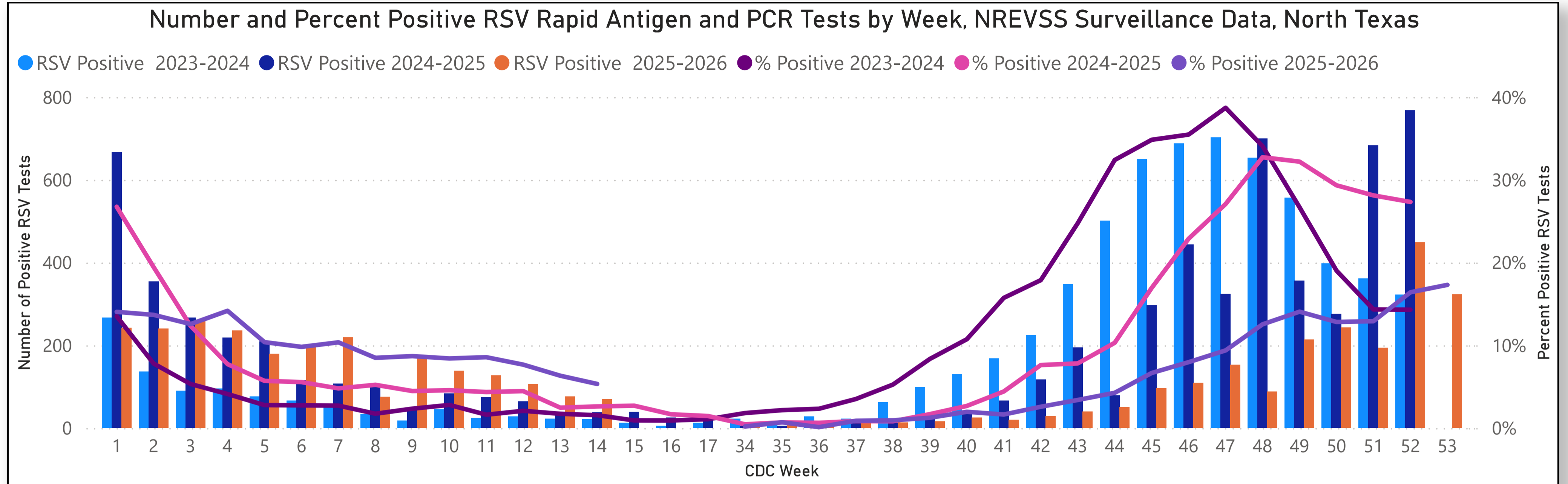
Hospital Flu Data

Laboratory Flu Surveillance Data

RSV

Non-Influenza Respiratory Virus...

Information



Week Ending Date	CDC Week	RSV Tests Performed	RSV Total Positives	RSV % Positive
4/11/2026	14	1,314	70	5.3%
4/4/2026	13	1,202	76	6.3%
3/28/2026	12	1,384	106	7.7%
3/21/2026	11	1,484	127	8.6%
3/14/2026	10	1,641	138	8.4%
3/7/2026	9	1,991	173	8.7%
2/28/2026	8	884	75	8.5%
2/21/2026	7	2,115	219	10.4%

Data source: National Respiratory and Enteric Virus Surveillance System (NREVSS) and hospitals reporting directly to DCHHS.

Respiratory Virus Testing by North Texas Hospitals Participating in Health Surveillance Programs

Adenovirus				
Week Ending Date	CDC Week	Adenovirus Tests Performed	Adenovirus Positives	Adenovirus % Positive
▼				
4/11/2026	14	678	40	5.9%

Rhinovirus/ Enterovirus				
Week Ending Date	CDC Week	Rhinovirus/ Enterovirus Tests Performed	Rhinovirus/ Enterovirus Total Positives	Rhinovirus/ Enterovirus % Positive
▼				
4/11/2026	14	678	255	37.6%

COVID-19				
Week Ending Date	CDC Week	COVID Tests Performed	COVID Total Positives	COVID % Positive
▼				
4/11/2026	14	1,373	23	1.7%

HMPV				
Week Ending Date	CDC Week	HMPV Tests Performed	HMPV Total Positives	HMPV % Positive
▼				
4/11/2026	14	678	65	9.6%

RSV				
Week Ending Date	CDC Week	RSV Tests Performed	RSV Total Positives	RSV % Positive
▼				
4/11/2026	14	1,314	70	5.3%

Parainfluenza				
Week Ending Date	CDC Week	Parainfluenza virus Tests Performed	Parainfluenza virus Total Positives	Parainfluenza virus % Positive
▼				
4/11/2026	14	678	32	4.7%

Data source: National Respiratory and Enteric Virus Surveillance System (NREVSS) and hospitals reporting directly to DCHHS.

Overview

Influenza Surveillance

Hospital Flu Data

Laboratory Flu Surveillance Data

RSV

Non-Influenza Respiratory Virus...

Information

Overview

Influenza Surveillance

Hospital Flu Data

Laboratory Flu
Surveillance Data

RSV

Non-Influenza
Respiratory Virus...

Information

Please report any of the following patients to DCHHS:

- **Deaths of pediatric patients with confirmed influenza (any subtype). We are requesting all pediatric influenza-associated deaths to be reported to facilitate specimen procurement and testing. (Please report within 1 workday).**
- **Suspected influenza infections involving institutional outbreaks (Please report immediately).**
- **Patients with Novel influenza. (Please report immediately).**

Phone: (214) 819-2004

Email: influenza.influenza@dallascounty.org

Data sources:

- DCHHS LRN laboratory PCR testing of designated Dallas County surveillance site isolates; counts may not sum to total as samples can test positive for multiple subtypes
- DSHS Texas Influenza Surveillance Information Activity Report available at <https://www.dshs.texas.gov/texas-respiratory-virus-surveillance-report>
- CDC FluView Weekly Influenza Surveillance Report available at <https://www.cdc.gov/fluview/index.html>
- 18 emergency departments in Dallas County hospitals participating in the Electronic Surveillance System for the Early Notification of Community-based Epidemics (ESSENCE) voluntarily reporting the numbers of persons presenting with self-reported chief complaints of ILL.
- 13 hospitals in Dallas County participating in the influenza surveillance weekly report voluntarily report the numbers of laboratory-confirmed, Hospitalized Patients, and influenza-related Deaths.
- National Respiratory and Enteric Virus Surveillance System (NREVSS) and hospitals reporting directly to DCHHS.