



Dallas County Health and Human Services 2019–2020 Influenza Surveillance Report

Week 40 ending October 5, 2019

Epidemiologic Summary

- Influenza activity remains low in Dallas County with 2.9% of tests returning positive during week 40.
- Daily number of emergency department visits for influenza-like illness in Dallas County remains low, and 3 Influenza-associated hospitalizations were reported during week 40.
- No influenza-associated deaths of an adult were reported in week 40. No influenza-associated pediatric deaths have been reported during the 2019-2020 season in Dallas County.
- RSV activity remains low with 12.4% of tests from area surveillance sites testing positive.

Table 1. Summary of Influenza Surveillance from Dallas County Hospitals and Hospital Laboratories

Week Ending	09/14	09/21	09/28	10/05	9/08/19 – Present
CDC Week	37*	38*	39*	40*	
Total Influenza PCR Tests	461	414	473	526	1,874
Number of positive PCR tests	2	2	4	6	14
Percent of positive PCR tests	0.4	0.5	0.8	1.1	
Total Rapid Influenza Diagnostic Tests	205	414	453	512	1,584
Number of positive RIDTs	6	21	17	24	68
Percent of positive RIDTs	2.9	5.1	3.8	4.7	
Total Influenza Tests Performed	672	828	926	1038	3,464
Total positive influenza tests ¹	8	23	21	30	82
Percent positive influenza tests	1.2	2.8	2.3	2.9	
Positive influenza A tests ²	1	2	2	6	11
Positive influenza B tests	7	21	19	24	71
Non-differentiated influenza tests ³	0	0	0	0	0

¹ Includes positive rapid antigen, PCR, DFA, or culture results

² Further subtyping is performed only by select hospital laboratories for specimens referred to DCHHS by institutions for PCR-testing

³ Non-differentiated refers to rapid test results which did not differentiate between influenza A and B

Table 2. Summary of Influenza Hospitalizations and Deaths from Dallas County Hospitals, Vital Statistics and Medical Examiner’s Office

Week Ending	09/14	09/21	09/28	10/05	9/09/18 – Present
CDC Week	37	38	39	40	
Influenza hospitalizations ⁴	1	2	1	3	7
Influenza ICU admissions ⁴	0	0	0	1	1
Confirmed pediatric deaths ⁵	0	0	0	0	0
Confirmed adult deaths ⁶	0	0	0	0	0
Possible influenza-associated deaths ⁷	0	0	0	0	0

⁴ Reflects all influenza-associated hospitalizations reported from hospitals located within Dallas County by week of any positive influenza tests; Data source:14 Hospitals in Dallas County

⁵ Confirmed influenza-associated deaths of Dallas County residents <18 years of age

⁶ Confirmed influenza-associated deaths as defined by a positive laboratory test and any of the following: (1) death certificate denotation, (2) medical record documentation of compatible symptoms and clear progression from illness to death, or (3) determination by the County Medical Examiner’s office (ME) of no alternate cause of death

⁷ Possible influenza-associated deaths are defined as cases with laboratory-confirmed influenza, but pending final autopsy results for determination of primary cause of death

Table 3. Confirmed Influenza-associated Pediatric and Adult Deaths, Dallas County: 2014–2020 Seasons

	2014–2015	2015–2016	2016–2017	2017–2018	2018–2019	2019–2020
Pediatric	0	1	1	4	1	0
Adult	19	14	16	79	21	0

Data source(s): Reports of confirmed influenza-associated deaths, as defined in Table 2.

*Indicates preliminary results which are subject to change with late-arriving data from surveillance sites designated for DCHHS’ seasonal influenza program

Figure 1. Influenza Positive Tests Reported to DCHHS by Hospital Laboratories: 2017—2020 Seasons

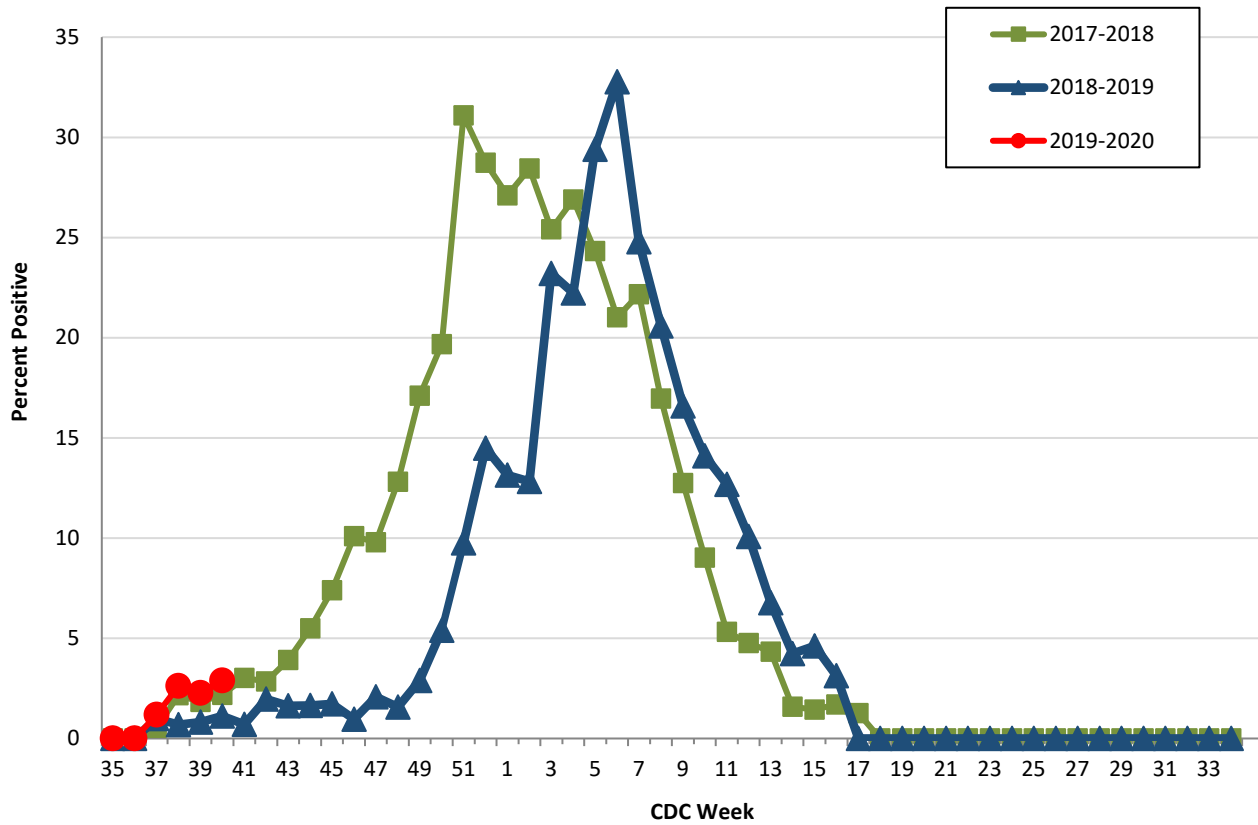
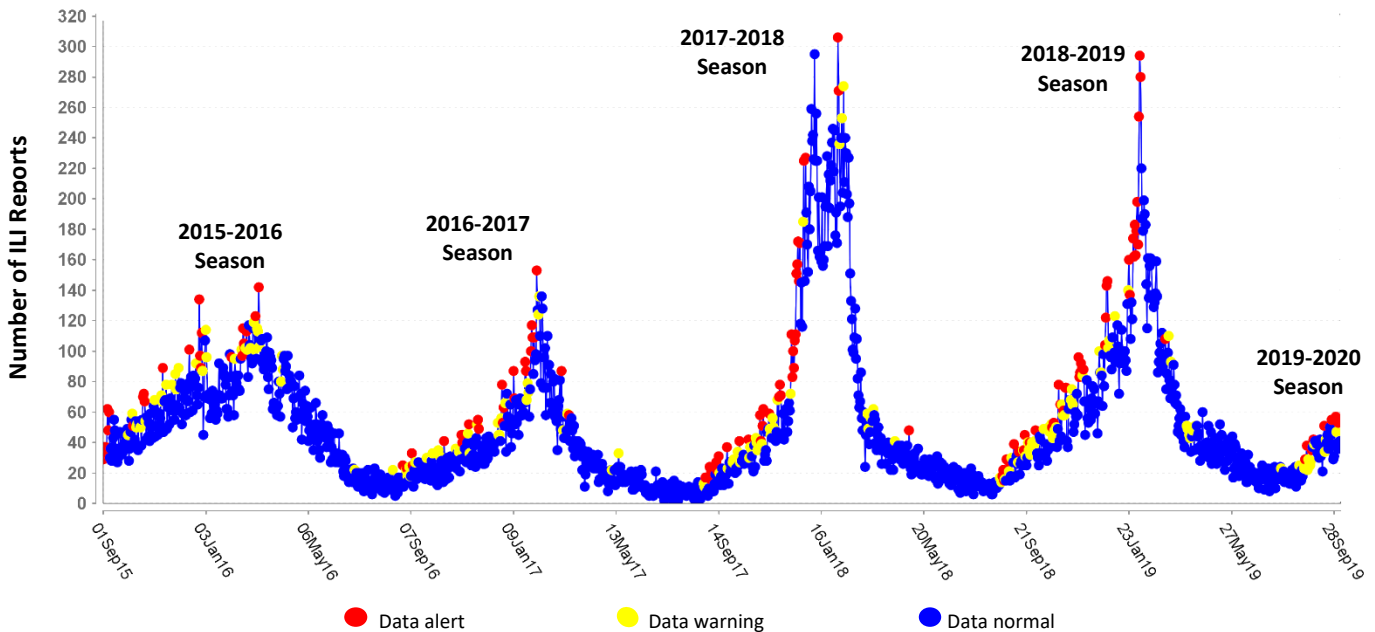


Figure 2. Syndromic Surveillance of Emergency Department Visits for Influenza-like Illness (ILI), Dallas County: September 1, 2015 – October 5, 2019



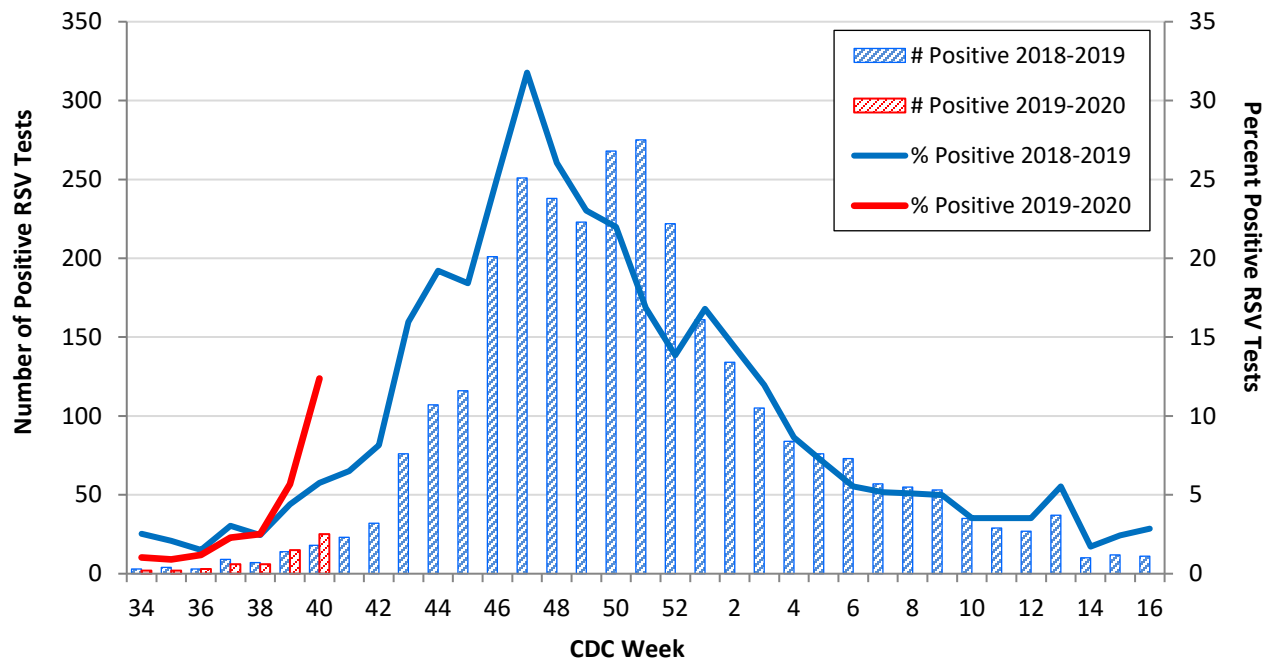
Data source: 18 emergency departments in Dallas County hospitals participating in the Electronic Surveillance System for the Early Notification of Community-based Epidemics (ESSENCE) voluntarily reporting the numbers of persons presenting with self-reported chief complaints of ILI.

Table 5. Non-Influenza Respiratory Virus Testing by North Texas Laboratories Reported to NREVSS, Week 40

Virus	Number of Laboratories Reporting	Tests Performed	Total Positive Tests	Percentage of Tests Positive
Adenovirus (respiratory)	2	155	2	1.3
HMPV	2	155	0	0
Parainfluenza virus	2	151	19	12.6
Rhinovirus/Enterovirus	2	155	60	38.7
RSV	2	202	25	12.4

Data source: National Respiratory and Enteric Virus Surveillance System (NREVSS) and hospitals reporting directly to DCHHS

Figure 6. Number and Percent Positive RSV Rapid Antigen and PCR Tests by Week, NREVSS Surveillance Data, North Texas: August 25, 2017 – October 5, 2019



Data source: National Respiratory and Enteric Virus Surveillance System (NREVSS) and hospitals reporting directly to DCHHS

Table 6. Number and Percent Positive RSV Rapid Antigen and PCR Tests by Week, NREVSS Surveillance Data, North Texas: August 18, 2019 – October 5, 2019

Week Ending	08/31	09/07	09/14	09/21	09/28	10/05	8/25/18–Present
CDC Week	35	36	37	38*	39*	40*	
RSV tests performed weekly	221	253	263	239	264	202	1,637
Total positive RSV tests	2	3	6	6	15	25	59
Percent positive RSV tests	0.9	1.2	2.3	2.5	5.7	12.4	

*Indicates preliminary results which are subject to change as adjustments are made for late-arriving data

Data source: National Respiratory and Enteric Virus Surveillance System (NREVSS)

Please report any of the following patients to DCHHS within 1 working day:

- **Hospitalized patients with influenza** (any subtype). Confirmation can be by any laboratory test, rapid antigen, culture, PCR, DFA/IFA, or performed in an outpatient or inpatient laboratory.
- **Deaths of persons with confirmed influenza** (any subtype). We are requesting all pediatric influenza-associated deaths to be reported *immediately* to facilitate specimen procurement and testing.
- Suspected influenza infections involving institutional outbreaks or a resident of any **Long Term Care facility** (please report *immediately*).

Phone: **(214) 819-2004**Email: **influenza@dallascounty.org**