



Profile of Sexually Transmitted Infections in Dallas County, 2012

Dallas County Health and Human Services, 2377 N Stemmons Fwy, Dallas, Texas 75207

Reported Sexually Transmitted Infections in Dallas County, 2012

	Primary & Secondary Syphilis		Chlamydia		Gonorrhea	
	Number	Rate per 100,000	Number	Rate per 100,000	Number	Rate per 100,000
Total	188	7.6	15,906	640.1	4,401	177.1
Sex						
Male	165	13.0	3,717	292.5	2,050	161.3
Female	23	1.9	12,181	1,003.2	2,349	193.5
Race/Ethnicity						
Black	77	15.4	7,107	1,420.4	2,688	537.2
White	67	9.2	2,596	357.4	732	100.8
Hispanic	40	3.6	5,509	500.8	828	75.3
Other	4	2.5	266	168.2	90	56.9
Age Group (Years)						
0-14	4*	0.0	248	42.3	76	13.0
15-24	60	18.6	10,650	3,303.1	2,782	862.8
25-34	52	13.2	3,798	961.3	1,009	255.4
35-44	36	8.1	862	193.3	321	72.0
45-54	31	10.1	264	86.0	162	52.8
55+	9	2.1	84	19.6	51	11.9

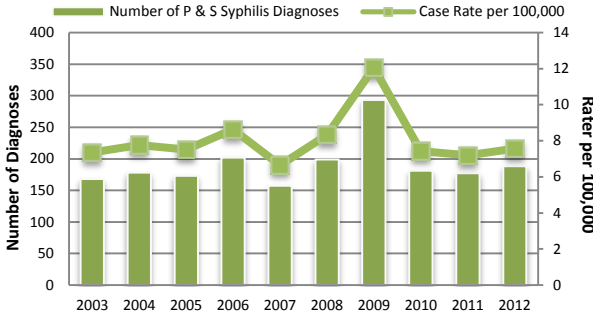
*All cases in this age group are presumptive congenital syphilis diagnoses

Sexually Transmitted Infection Trends in Dallas County, 2012

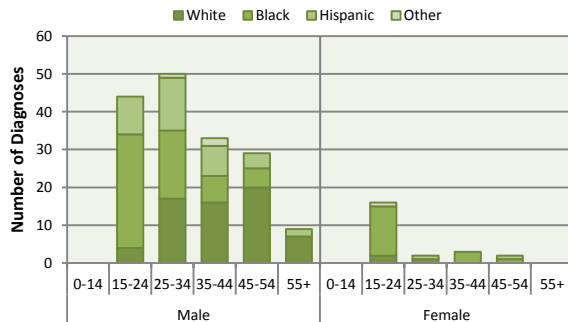
- ❖ In 2012, there were 188 primary and secondary syphilis diagnoses in Dallas County. The rates of primary and secondary syphilis have not changed significantly in the past 3 years. The majority of primary and secondary syphilis cases occurred in males (84%).
- ❖ Chlamydia continues to be the most commonly reported communicable disease in Dallas County with 15,906 cases diagnosed in 2012. Since 2006, there has been an increase in reported chlamydial infections, which may be due to expanded testing and more sensitive diagnostics tests. The largest proportion of infections were in black (25%) and Hispanic (19%) females.
- ❖ From 2003 to 2012, rates of gonorrhea infections in Dallas County have not changed significantly. In 2012, there were 4,401 gonorrhea diagnoses, mostly in black females (27%) and black males (15%) aged 15 to 24 years.

Data Sources: Dallas County Health and Human Services and Texas Department of State Health Services, August 2013
Note: Sums of sub-groups may not equal totals because of unspecified classification categories.

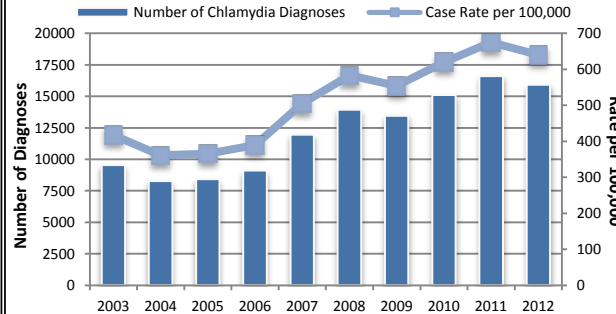
Primary and Secondary Syphilis Diagnoses 2003 - 2012



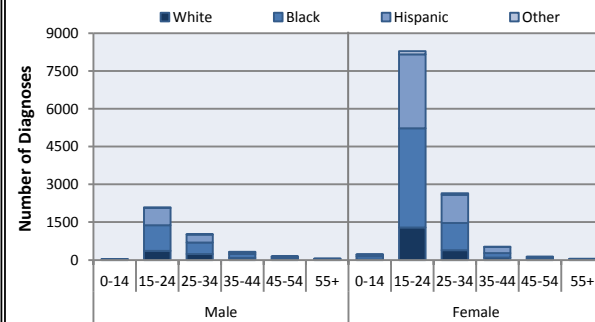
Primary and Secondary Syphilis Diagnoses by Gender, Age Group and Race, 2011



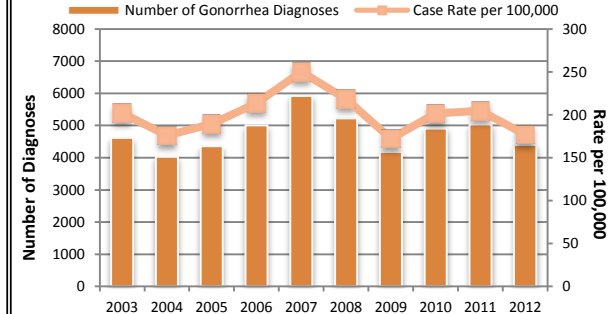
Chlamydia Diagnoses 2003 - 2012



Chlamydia Diagnoses by Gender, Age Group and Race, 2012



Gonorrhea Diagnoses 2003 - 2012



Gonorrhea Diagnoses by Gender, Age Group and Race, 2012

