



DALLAS EVICTION ADVOCACY CENTER (DEAC)

ADVANCING LEGAL SUPPORT TO INDIGENT RESIDENTS FACING WRONGFUL EVICTION

DATA ANALYSIS REPORT


(As of 11/30/2024)

Total Eviction Cases Filed (from Nov 2024)	2,334
Total Represented Cases	440
Total Eviction Prevention Completed	265
Funds Obligated	\$1,300,000
Payment Disbursed to DEAC	\$100,000

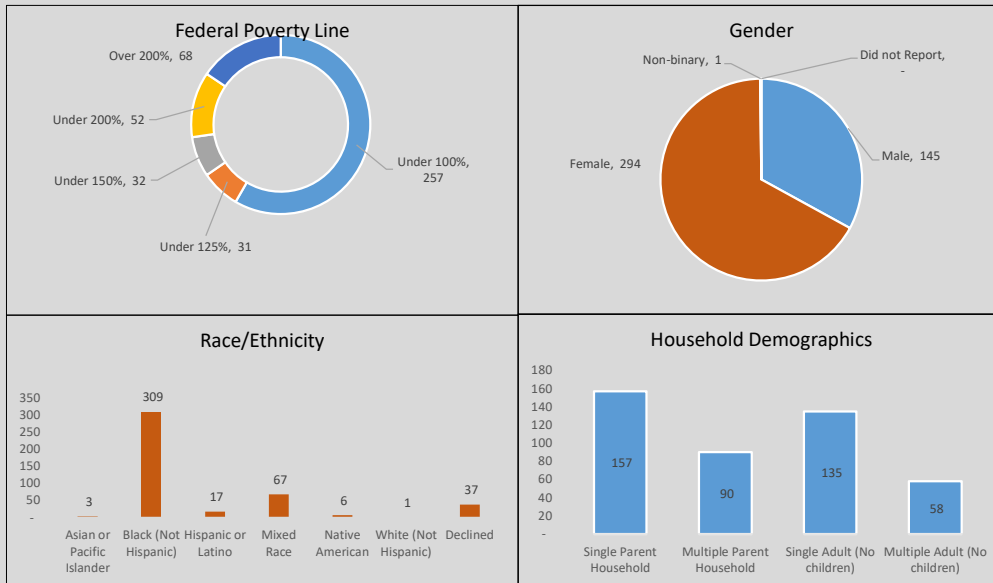
Cases (Lost and Won)

Monthly Cases				
JP Courts	Represented Cases	Tenant Won	Tenant Lost	Win Rate
JP 1-1	120	82	37	68.3%
JP 1-2	29	16	13	55.2%
JP 2-1	50	27	23	54.0%
JP 2-2	58	31	27	53.4%
JP 3-1	14	10	4	71.4%
JP 4-1	41	25	16	61.0%
JP 4-2	1	1	0	100.0%
JP 5-1	73	50	23	68.5%
JP 5-2	54	23	31	42.6%
Total	440	265	174	60.2%


Cumulative Cases



Cumulative Represented Cases (from Nov 2024)



Average Monthly Eviction Cases Filed in Dallas County (Non-payment of Rent)



DISCLAIMER: Dallas County Health and Human Services makes no representation of any kind, including, but not limited to, warranties of merchantability or fitness for a particular purpose or use, nor are any such warranties to be implied with respect to the information, data or services furnished herein. Further, in using this information or data the user acknowledges that the user is responsible for assessing the accuracy and reliability of the data or information provided, and that it may be subject to error and omission, and is not guaranteed or represented to be true, complete or correct.