



# DALLAS EVICTION ADVOCACY CENTER (DEAC)

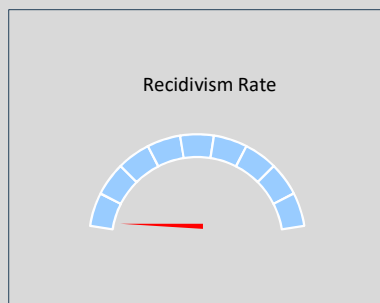
ADVANCING LEGAL SUPPORT TO INDIGENT RESIDENTS FACING WRONGFUL EVICTION

WRONGFUL EVICTION PREVENTION PROGRAM (WEPP) - DATA ANALYSIS REPORT

(As of 01/31/2025)

Total Eviction Cases Filed (from Nov 2024)	9,894
Total Represented Cases	474
Total Eviction Prevention Completed	279
Funds Obligated	\$1,300,000
Payment Disbursed to DEAC	\$500,000

## Cases (Lost and Won)

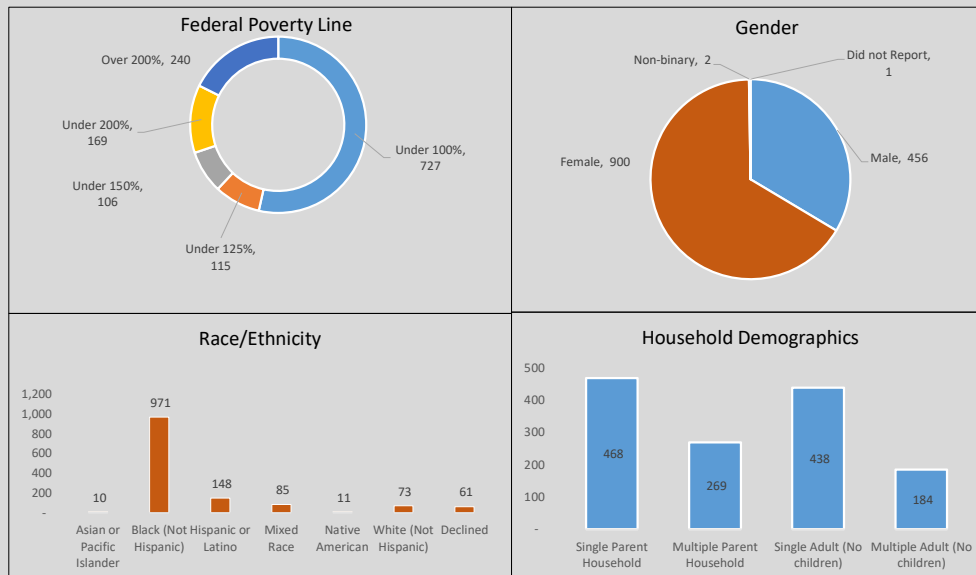


Monthly Cases				
JP Courts	Represented Cases	Tenant Won	Tenant Lost	Win Rate
JP 1-1	132	77	55	58.3%
JP 1-2	27	13	14	48.1%
JP 2-1	0	0	0	0.0%
JP 2-2	50	25	25	50.0%
JP 3-1	42	37	5	88.1%
JP 4-1	73	44	29	60.3%
JP 4-2	0	0	0	0.0%
JP 5-1	108	63	45	58.3%
JP 5-2	42	20	22	47.6%
Total	474	279	195	58.9%

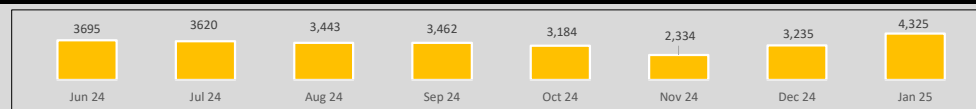
Cumulative Cases

Tenant Won, 778
Tenant Lost, 580

## Cumulative Represented Cases (from Nov 2024)



## Monthly Eviction Cases Filed in Dallas County (Source: CPAL)



DISCLAIMER: Dallas County Health and Human Services makes no representation of any kind, including, but not limited to, warranties of merchantability or fitness for a particular purpose or use, nor are any such warranties to be implied with respect to the information, data or services furnished herein. Further, in using this information or data the user acknowledges that the user is responsible for assessing the accuracy and reliability of the data or information provided, and that it may be subject to error and omission, and is not guaranteed or represented to be true, complete or correct.

Sources: CPAL (record level data), DEAC & DC