



# DALLAS EVICTION ADVOCACY CENTER (DEAC)

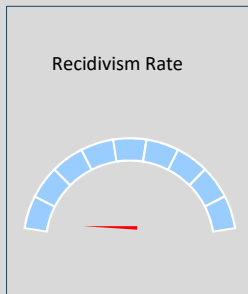
ADVANCING LEGAL SUPPORT TO INDIGENT RESIDENTS FACING WRONGFUL EVICTION

WRONGFUL EVICTION PREVENTION PROGRAM (WEPP) - DATA ANALYSIS REPORT

(As of 02/28/2025)

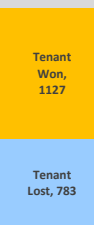
	For the Month	Cumulative	Monthly %
Total Eviction Cases Filed (from Nov 2024)	3,411	13,305	25.6%
Total Represented Cases	552	1,910	28.9%
Total Eviction Prevention Completed	349	1,127	31.0%
Funds Obligated	\$1,300,000		
Payment Disbursed to DEAC	\$100,000	\$600,000	16.7%

## Cases (Lost and Won)

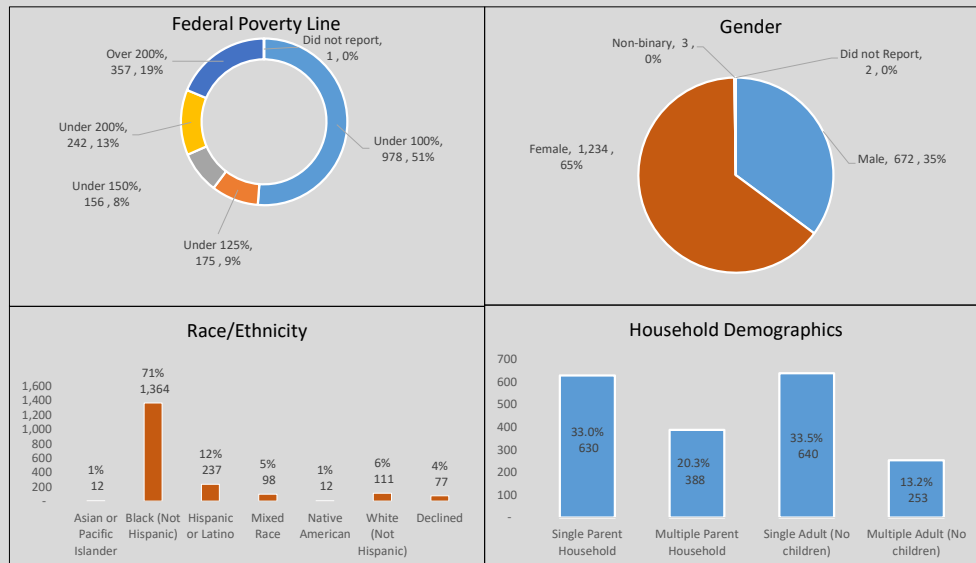


JP Courts	Monthly Cases				Cumulative cases			
	Represented Cases	Tenant Won	Tenant Lost	Win Rate	Represented Cases	Tenant Won	Tenant Lost	Win Rate
JP 1-1	154	107	47	69.5%	516	327	189	63.4%
JP 1-2	31	13	18	41.9%	122	58	64	47.5%
JP 2-1	0	0	0	0.0%	68	40	28	58.8%
JP 2-2	69	37	32	53.6%	274	136	138	49.6%
JP 3-1	69	53	16	76.8%	149	108	41	72.5%
JP 4-1	85	54	31	63.5%	229	140	89	61.1%
JP 4-2	12	11	1	91.7%	13	12	1	92.3%
JP 5-1	74	39	35	52.7%	310	185	125	59.7%
JP 5-2	58	35	23	60.3%	229	121	108	52.8%
Total	552	349	203	63.2%	1910	1127	783	59.0%

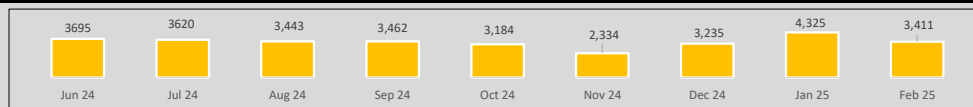
Cumulative Cases



## Cumulative Represented Cases (from Nov 2024)



## Monthly Eviction Cases Filed in Dallas County (Source: CPAL)



DISCLAIMER: Dallas County Health and Human Services makes no representation of any kind, including, but not limited to, warranties of merchantability or fitness for a particular purpose or use, nor are any such warranties to be implied with respect to the information, data or services furnished herein. Further, in using this information or data the user acknowledges that the user is responsible for assessing the accuracy and reliability of the data or information provided, and that it may be subject to error and omission, and is not guaranteed or represented to be true, complete or correct.

Sources: CPAL (record level data), DEAC & DC