



DALLAS EVICTION ADVOCACY CENTER (DEAC)


ADVANCING LEGAL SUPPORT TO INDIGENT RESIDENTS FACING WRONGFUL EVICTION

WRONGFUL EVICTION PREVENTION PROGRAM (WEPP) - DATA ANALYSIS REPORT

REPORT FOR THE MONTH OF MAR 2025

Description	For Mar 2025	Cumulative (from Nov 2024)	% (Mar 2025)
Total Eviction Cases Filed (from Nov 2024)	3,063	16,368	18.7%
Total Represented Cases	476	2,386	19.9%
Total Eviction Prevention Completed	303	1,430	21.2%
Funds Obligated	\$1,300,000		
Payment Disbursed to DEAC	\$100,000	\$700,000	14.3%

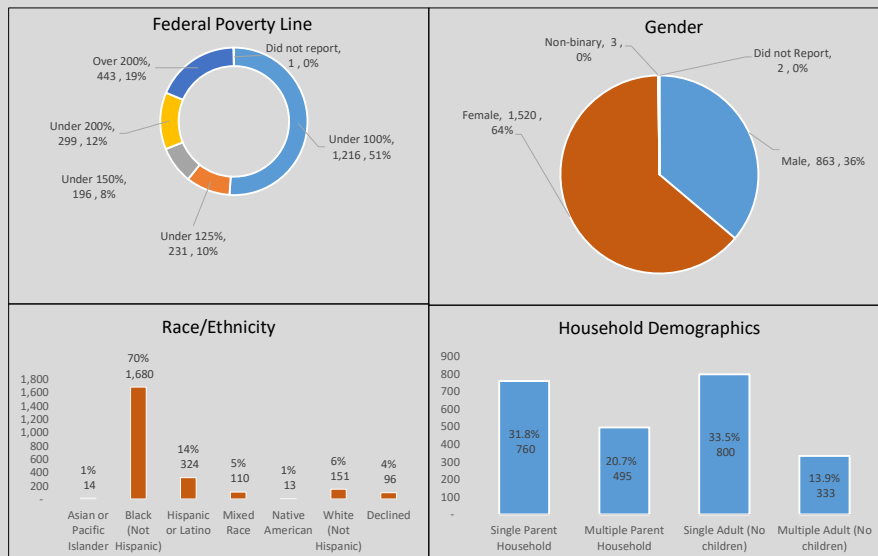
Disbursed
V/s
Obligated



Cases (Lost and Won)

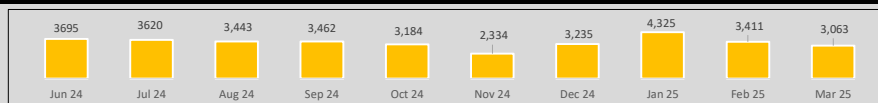
JP Court	Cases for Mar 2025					Cumulative cases (from Nov 2025)					Cumulative Cases
	Eviction Cases Filed	Represented Cases	Tenant Won	Tenant Lost	Win Rate (Rep. cases)	Eviction Cases Filed	Represented Cases	Tenant Won	Tenant Lost	Win Rate (Rep. cases)	
JP 1-1	588	119	79	40	66%	3,094	635	406	229	64%	Tenant Won, 1430
JP 1-2	247	42	19	23	45%	1,140	164	77	87	47%	
JP 2-1	249	0	0	0		1,714	68	40	28	59%	
JP 2-2	163	56	33	23	59%	1,453	330	169	161	51%	
JP 3-1	440	31	27	4	87%	1,752	180	135	45	75%	
JP 3-2	246	0	0	0		1,652	0	0	0		
JP 4-1	378	61	41	20	67%	1,673	290	181	109	62%	
JP 4-2	209	25	17	8	68%	1,012	38	29	9	76%	
JP 5-1	351	86	48	38	56%	1,936	396	233	163	59%	
JP 5-2	192	56	39	17	70%	942	285	160	125	56%	
Total	3,063	476	303	173	64%	16,368	2,386	1,430	956	60%	Tenant Lost, 956

Cumulative Represented Cases (from Nov 2024)



Eviction Cases Filed in Dallas County for the month of Mar 2025

(Source: CPAL)



DISCLAIMER: Dallas County Health and Human Services makes no representation of any kind, including, but not limited to, warranties of merchantability or fitness for a particular purpose or use, nor are any such warranties to be implied with respect to the information, data or services furnished herein. Further, in using this information or data the user acknowledges that the user is responsible for assessing the accuracy and reliability of the data or information provided, and that it may be subject to error and omission, and is not guaranteed or represented to be true, complete or correct.

Sources: CPAL (record level data), DEAC & DC