




# DALLAS EVICTION ADVOCACY CENTER (DEAC)

ADVANCING LEGAL SUPPORT TO INDIGENT RESIDENTS FACING WRONGFUL EVICTION  
WRONGFUL EVICTION PREVENTION PROGRAM (WEPP) - DATA ANALYSIS REPORT

REPORT FOR THE MONTH OF MAY 2025


Description	For May 2025	Cumulative (from Nov 2024)	% (May 2025)
Total Eviction Cases Filed (from Nov 2024)	4,031	23,819	16.9%
Total Represented Cases	598	3,516	17.0%
Total Eviction Prevention Completed	324	2,092	15.5%
Funds Obligated	\$1,300,000		
Payment Disbursed to DEAC	\$100,000	\$900,000	11.1%



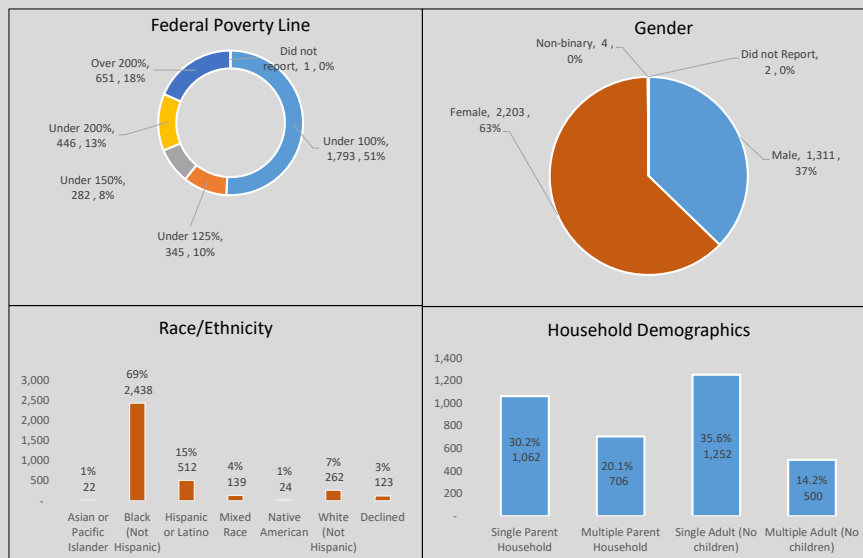
## Cases (Lost and Won)

JP Court	Cases for May 2025					Cumulative cases (from Nov 2025)				
	Eviction Cases Filed	Represented Cases	Tenant Won	Tenant Lost	Win Rate (Rep. cases)	Eviction Cases Filed	Represented Cases	Tenant Won	Tenant Lost	Win Rate (Rep. cases)
JP 1-1	836	125	82	43	66%	4,585	886	578	308	65%
JP 1-2	234	45	23	22	51%	1,674	246	117	129	48%
JP 2-1	539	67	28	39	42%	2,657	185	88	97	48%
JP 2-2	239	39	13	26	33%	1,918	418	200	218	48%
JP 3-1	536	92	55	37	60%	2,743	323	230	93	71%
JP 3-2	321	40	18	22	45%	2,227	52	26	26	50%
JP 4-1	451	44	23	21	52%	2,461	418	263	155	63%
JP 4-2	202	33	17	16	52%	1,420	98	68	30	69%
JP 5-1	473	43	29	14	67%	2,790	465	283	182	61%
JP 5-2	200	70	36	34	51%	1,344	425	239	186	56%
Total	4,031	598	324	274	54%	23,819	3,516	2,092	1,424	59%

Cumulative Cases

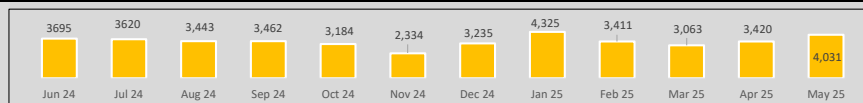


## Cumulative Represented Cases (from Nov 2024)



## Eviction Cases Filed in Dallas County for the month of May 2025

(Source: CPAL)



DISCLAIMER: Dallas County Health and Human Services makes no representation of any kind, including, but not limited to, warranties of merchantability or fitness for a particular purpose or use, nor are any such warranties to be implied with respect to the information, data or services furnished herein. Further, in using this information or data the user acknowledges that the user is responsible for assessing the accuracy and reliability of the data or information provided, and that it may be subject to error and omission, and is not guaranteed or represented to be true, complete or correct.

Sources: CPAL (record level data), DEAC & DC