




DALLAS EVICTION ADVOCACY CENTER (DEAC)

ADVANCING LEGAL SUPPORT TO INDIGENT RESIDENTS FACING WRONGFUL EVICTION
WRONGFUL EVICTION PREVENTION PROGRAM (WEPP) - DATA ANALYSIS REPORT

REPORT FOR THE MONTH OF SEP 2025

Description	For Sep 2025	Cumulative (from Nov 2024)	% (Sep 2025)
Total Eviction Cases Filed (from Nov 2024)	2,850	38,599	7.4%
Total Represented Cases	746	6,191	12.0%
Total Eviction Prevention Completed	407	3,562	11.4%
Funds Obligated	\$1,300,000		
Payment Disbursed to DEAC	\$100,000	\$1,300,000	7.7%

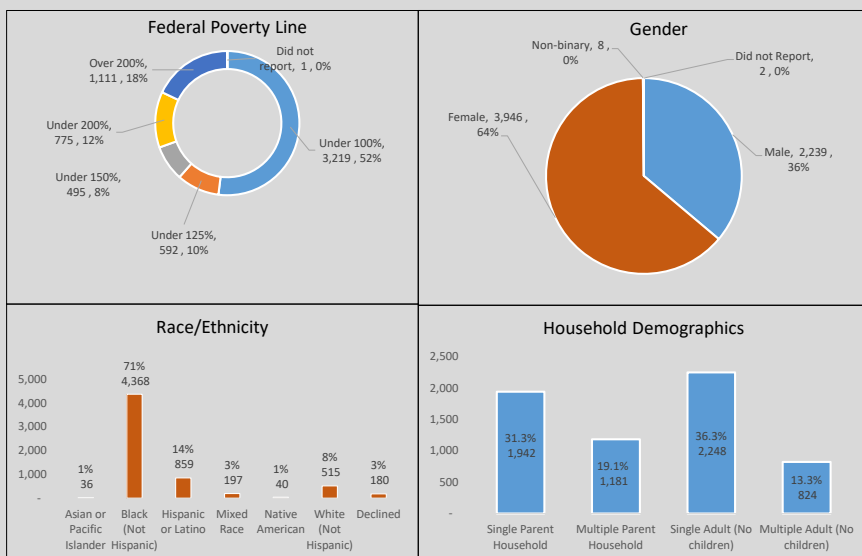
Disbursed V/s Obligated



Cases (Lost and Won)

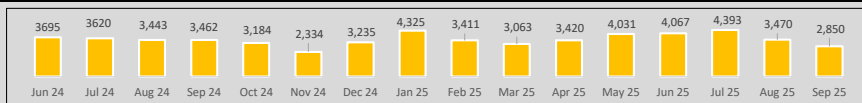
JP Court	Cases for Sep 2025					Cumulative cases (from Nov 2025)					Cumulative Cases
	Eviction Cases Filed	Represented Cases	Tenant Won	Tenant Lost	Win Rate (Rep. cases)	Eviction Cases Filed	Represented Cases	Tenant Won	Tenant Lost	Win Rate (Rep. cases)	
JP 1-1	650	147	91	56	62%	7,768	1,458	932	526	64%	Tenant Won: 3562 Tenant Lost: 2629
JP 1-2	211	46	27	19	59%	2,785	429	207	222	48%	
JP 2-1	245	83	31	52	37%	4,262	454	186	268	41%	
JP 2-2	192	56	22	34	39%	2,852	666	303	363	45%	
JP 3-1	295	96	39	57	41%	4,290	658	414	244	63%	
JP 3-2	328	61	40	21	66%	3,726	228	128	100	56%	
JP 4-1	245	59	32	27	54%	3,806	676	415	261	61%	
JP 4-2	174	37	22	15	59%	2,306	258	167	91	65%	
JP 5-1	374	96	60	36	63%	4,742	762	453	309	59%	
JP 5-2	136	65	43	22	66%	2,062	602	357	245	59%	
Total	2,850	746	407	339	55%	38,599	6,191	3,562	2,629	58%	

Cumulative Represented Cases (from Nov 2024)



Eviction Cases Filed in Dallas County for the month of Sep 2025

(Source: CPAL)



DISCLAIMER: Dallas County Health and Human Services makes no representation of any kind, including, but not limited to, warranties of merchantability or fitness for a particular purpose or use, nor are any such warranties to be implied with respect to the information, data or services furnished herein. Further, in using this information or data the user acknowledges that the user is responsible for assessing the accuracy and reliability of the data or information provided, and that it may be subject to error and omission, and is not guaranteed or represented to be true, complete or correct.

Sources: CPAL (record level data), DEAC & DC