




DALLAS EVICTION ADVOCACY CENTER (DEAC)

ADVANCING LEGAL SUPPORT TO INDIGENT RESIDENTS FACING WRONGFUL EVICTION WRONGFUL EVICTION PREVENTION PROGRAM (WEPP) - DATA ANALYSIS REPORT

REPORT FOR THE MONTH OF MAR 2026

Description	For Mar 2026	Cumulative (from Nov 2024)	% (Mar 2026)
Total Eviction Cases Filed (from Nov 2024)	3,137	55,526	5.6%
Total Represented Cases	671	10,377	6.5%
Total Eviction Prevention Completed	482	6,226	7.7%
Funds Obligated	\$2,300,000		
Payment Disbursed to DEAC		\$1,799,998	0.0%

Disbursed
V/s
Obligated



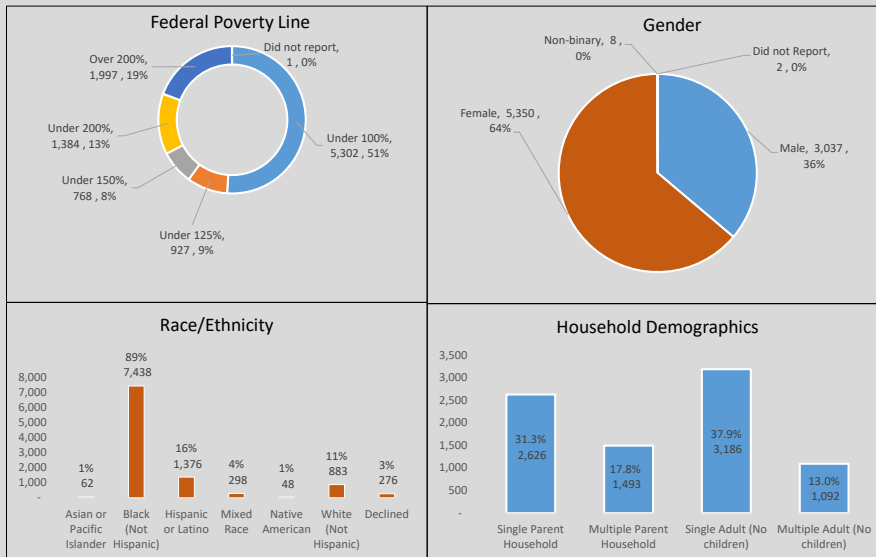
Cases (Lost and Won)

JP Court	Cases for Mar 2026					Cumulative cases (from Nov 2025)				
	Eviction Cases Filed	Represented Cases	Tenant Won	Tenant Lost	Win Rate (Rep. cases)	Eviction Cases Filed	Represented Cases	Tenant Won	Tenant Lost	Win Rate (Rep. cases)
JP 1-1	626	135	105	30	78%	11,275	2,356	1,514	842	64%
JP 1-2	173	43	25	18	58%	4,068	736	359	377	49%
JP 2-1	306	35	10	25	29%	5,580	721	291	430	40%
JP 2-2	189	44	29	15	66%	4,049	1,017	488	529	48%
JP 3-1	414	53	23	30	43%	6,239	1,023	600	423	59%
JP 3-2	358	129	118	11	91%	5,624	859	649	210	76%
JP 4-1	302	48	33	15	69%	5,398	971	603	368	62%
JP 4-2	151	42	27	15	64%	3,293	525	345	180	66%
JP 5-1	478	117	98	19	84%	7,094	1,354	879	475	65%
JP 5-2	140	25	14	11	56%	2,906	815	498	317	61%
Total	3,137	671	482	189	72%	55,526	10,377	6,226	4,151	60%

Cumulative Cases

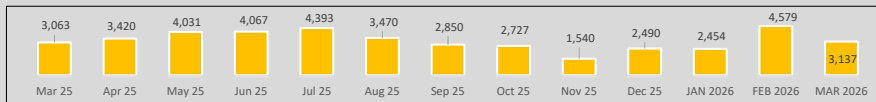


Cumulative Represented Cases (from Nov 2024)



Eviction Cases Filed in Dallas County for the month of Mar 2026

(Source: CPAL)



DISCLAIMER: Dallas County Health and Human Services makes no representation of any kind, including, but not limited to, warranties of merchantability or fitness for a particular purpose or use, nor are any such warranties to be implied with respect to the information, data or services furnished herein. Further, in using this information or data the user acknowledges that the user is responsible for assessing the accuracy and reliability of the data or information provided, and that it may be subject to error and omission, and is not guaranteed or represented to be true, complete or correct.

Sources: CPAL (record level data), DEAC & DC