

Dallas County Health and Human Services Heat-Related Illness Surveillance Report



Week 36 ending September 12, 2015

Figure 1. Reported Heat-Related Illness (HRI) by Type

Week Ending	7/4	7/11	7/18	7/25	8/1	8/8	8/15	8/22	8/29	9/5	9/12	Total YTD
MMWR Week	26	27	28	29	30	31	32	33	34	35	36	
Heat Cramps	5	4	8	10	16	14	10	4	2	2	3	100
Heat Exhaustion	8	4	18	20	32	20	14	5	4	2	4	164
Heat Stroke	1	0	4	5	2	3	1	0	0	2	1	31
Deaths*	1	0	1	0	0	0	0	0	0	0	0	2
Total HRI	15	8	31	35	50	37	25	9	6	6	8	297

Figure 2. HRI Reports by Gender and Age

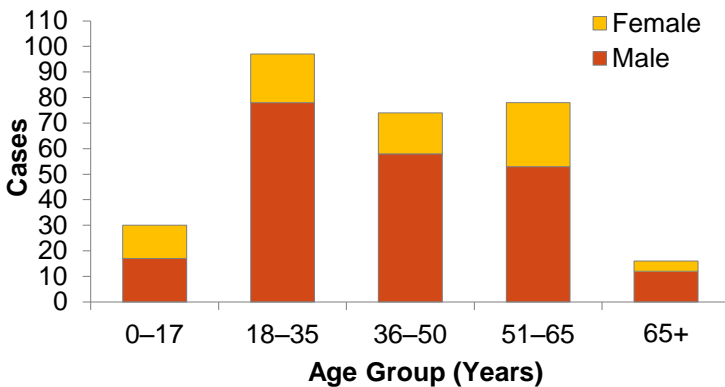


Figure 3. HRI Reports by Contributing Factor

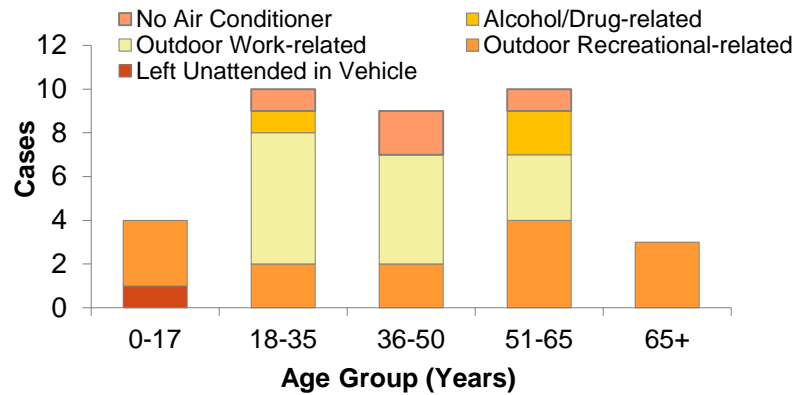
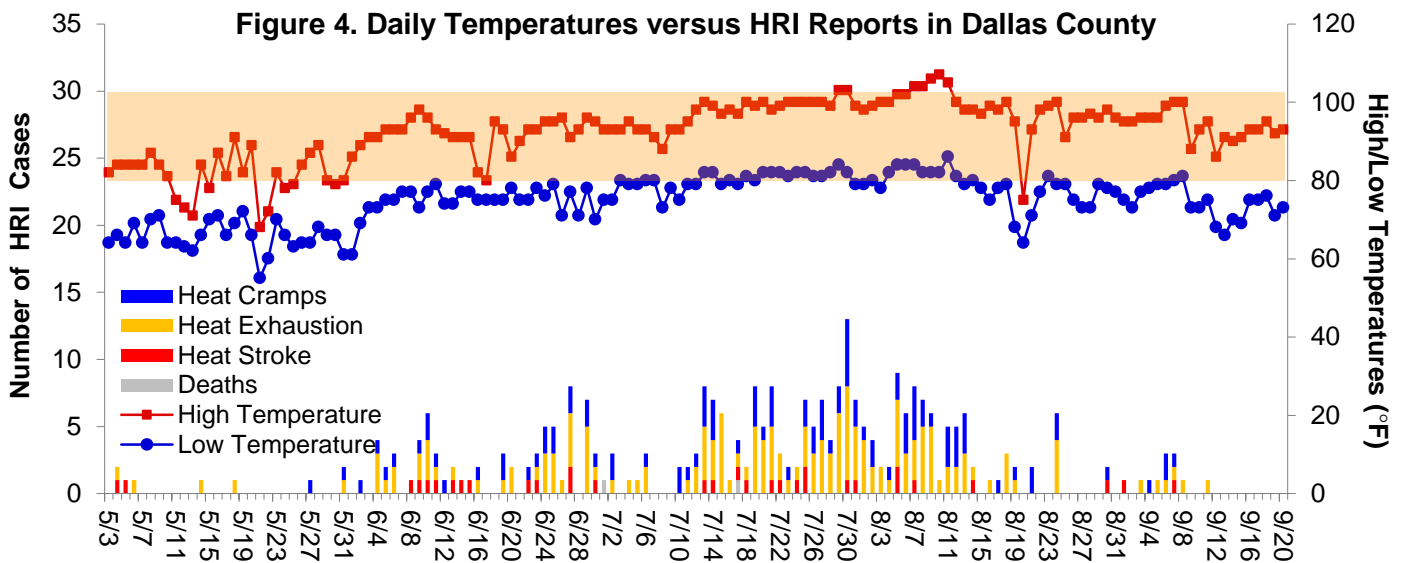


Figure 4. Daily Temperatures versus HRI Reports in Dallas County



Peak temperatures forecasted for this weekend are in the low 90s°F with overnight lows predicted to be in the low 70s°F.

Data obtained from hospitals participating in the Electronic Surveillance System for the Early Notification of Community-based Epidemics (ESSENCE) from May 3, 2015 through the present. Depicted are the numbers of patients presenting to Emergency Departments in Dallas County hospitals with heat-related chief complaints. Data also obtained from reports received from Dallas County Medical Examiner's Office.

*Includes only deaths which have been confirmed by Medical Examiner's office as heat-related.