


**EV - Joint & Special - 4/22 - 4/30/24****BALLOT CHAIN OF CUSTODY**

<b>V.C#</b>	<b>Location</b>	<b>Yes/No</b>
E0004	Elections Training / Warehouse	YES
E0008	First Baptist Richardson	YES
E0009	Cedar Hill Collegiate High School	YES
E0021	Islamic Association of North Texas	NO
E0022	Vietnamese Community Center	NO
E0023	For Oak Cliff	NO
E0024	North Garland Branch Library	YES
E0025	Kiest Recreation Center	NO
E0026	Cedar Hill High School	YES
E0029	MLK Jr Branch Library	NO
E0036	Addison Conference Centre	YES
E0037	Skillman Southwestern Library	YES
E1022	Oak Lawn Branch Library	YES
E1029	Richland Campus-Dallas College	YES
E1052	Lochwood Branch Library	YES
E1074	Samuell Grand Recreation Center	NO
E1088	Skyline Branch Library	YES
E1096	Pleasant Grove Ctr-Dallas College	YES
E1116	Harry Stone Recreation Center	YES
E1301	Florence Recreation Center	YES
E1303	Eastfield Campus-Dallas College	YES
E1708	Garland Center-Dallas College	YES
E1723	South Garland Branch Library	NO
E2005	Marsh Lane Baptist Church	YES
E2052	Fretz Park Library	YES
E2060	Audelia Road Branch Library	YES
E2220	University Park UMC	YES
E2305	Farmers Branch Manske Library	YES
E2307	Brookhaven Campus-Dallas College	YES
E2407	Josey Ranch Lake Library	YES
E2604	Valley Ranch Library	YES
E2805	Coppell Town Center	YES
E2924	Rowlett City Hall - Annex	YES
E2941	Sachse City Hall	NO
E3007	El Centro Campus-Dallas College	YES
E3008	George L Allen Sr Court Building	NO
E3043	Paul L Dunbar Library	YES
E3064	Friendship West Baptist Church	YES
E3072	Cedar Valley Campus-Dallas College	NO
E3073	Highland Hills Library	NO
E3106	A E Sims Cedar Hill Rec Center	NO
E3202	Duncanville Library	YES
E3309	Lakeside Activity Center	YES
E3400	Balch Springs Civic Center	YES

E3500	Sunnyvale Town Hall	YES
E3605	Disciple Central Comm Church	YES
E3617	Glenn Heights City Hall	YES
E3809	Lancaster Veterans Memorial Library	NO
E3921	Seagoville City Hall	YES
E3940	Wilmer Community Center	YES
E3950	Hutchins City Hall	YES
E4029	West Dallas Center-Dallas College	NO
E4050	Mountain Creek Library	YES
E4064	Martin Weiss Recreation Center	NO
E4071	Oak Cliff Government Center	YES
E4081	Jaycee Zaragoza Recreation Center	NO
E4086	Grauwylar Park Recreation Center	YES
E4113	Mountain View Campus-Dallas College	YES
E4502	Betty Warmack Library	YES
E4514	The Summit	NO
E4516	Crosswinds High School	YES
E4528	Our Redeemer Lutheran Church-GP	NO
E4607	Irving City Hall	YES
E4633	North Lake Campus-Dallas College	YES
E4642	Irving Arts Center	YES

Entered in checklist: Erika



# Ballot Card Chain of Custody

2024 Joint Election

E0004 - Elections Training / Warehouse

## Accounting of Ballot Cards Delivered - To be completed by Presiding Election Officer during opening procedure

Before opening the polls on the first day of Early Voting, check the box below next to each pad of ballot cards found in the Blue Ballot Card Box. If a pad of ballot cards is not found, indicate the discrepancy by crossing out the two serial numbers in that row. Report any discrepancies to the Judge's Hotline immediately upon discovery.

Save this document in the Judge's Notebook to assist you in filling out your Official Ballot and Seal Certificate at the close of voting.

1	<input checked="" type="checkbox"/>	136001-136250
2	<input checked="" type="checkbox"/>	136251-136500

By signing below, I hereby certify that the above serial numbers and any noted discrepancies are true and correct.

Presiding Election Officer	Print <i>Katherine Hutchins</i>	Signature <i>Katherine M. Hutchins</i>	Date: <i>4-22-24</i>
Alt Election Officer/Clerk	Print <i>Carolyn Pittman</i>	Signature <i>Carolyn Pittman</i>	Date: <i>4-22-24</i>
Poll Watcher (If available)	Print	Signature	Date:



# Ballot Card Chain of Custody

2024 Joint Election  
E0008 - First Baptist Richardson

## Accounting of Ballot Cards Delivered - To be completed by Presiding Election Officer during opening procedure

Before opening the polls on the first day of Early Voting, check the box below next to each pad of ballot cards found in the Blue Ballot Card Box. If a pad of ballot cards is not found, indicate the discrepancy by crossing out the two serial numbers in that row. Report any discrepancies to the Judge's Hotline immediately upon discovery.

Save this document in the Judge's Notebook to assist you in filling out your Official Ballot and Seal Certificate at the close of voting.

1	<input checked="" type="checkbox"/> 132501-132750 <i>used</i>	17	<input checked="" type="checkbox"/> 142751-143000	7500 7000 {250} {1500} {145}+ not used
2	<input checked="" type="checkbox"/> 133001-133250	18	<input checked="" type="checkbox"/> 143001-143250	
3	<input checked="" type="checkbox"/> 133251-133500 <i>used</i>	19	<input checked="" type="checkbox"/> 143251-143500	
4	<input checked="" type="checkbox"/> 133501-133750	20	<input checked="" type="checkbox"/> 143501-143750	
5	<input checked="" type="checkbox"/> 133751-134000	21	<input checked="" type="checkbox"/> 143751-144000	
6	<input checked="" type="checkbox"/> 134001-134250	22	<input checked="" type="checkbox"/> 144001-144250	
7	<input checked="" type="checkbox"/> 134251-134500	23	<input checked="" type="checkbox"/> 144251-144500	
8	<input checked="" type="checkbox"/> 134501-134750	24	<input checked="" type="checkbox"/> 144501-144750	
9	<input checked="" type="checkbox"/> 134751-135000	25	<input checked="" type="checkbox"/> 144751-145000	
10	<input checked="" type="checkbox"/> 135001-135250	26	<input checked="" type="checkbox"/> 145001-145250	
11	<input checked="" type="checkbox"/> 135251-135500	27	<input checked="" type="checkbox"/> 145251-145500	
12	<input checked="" type="checkbox"/> 135501-135750	28	<input checked="" type="checkbox"/> 145501-145750	
13	<input checked="" type="checkbox"/> 135751-136000	29	<input checked="" type="checkbox"/> 145751-146000	
14	<input checked="" type="checkbox"/> 142001-142250	30	<input checked="" type="checkbox"/> 146251-146500	
15	<input checked="" type="checkbox"/> 142251-142500		<input type="checkbox"/>	
16	<input checked="" type="checkbox"/> 142501-142750		<input type="checkbox"/>	

By signing below, I hereby certify that the above serial numbers and any noted discrepancies are true and correct.

Presiding Election Officer	Print CYNTHIA SANCHEZ-GARCIA	Signature <i>Cynthia Sanchez Garcia</i>	Date: 4/30/24
Alt Election Officer/Clerk	Print LOUIS W. SEWAN	Signature <i>Louis W. Swan</i>	Date: 4/30/2024
Poll Watcher (If available)	Print	Signature	Date:



# Ballot Card Chain of Custody

2024 Joint Election

E0009 - Cedar Hill Collegiate High School



## Accounting of Ballot Cards Delivered - To be completed by Presiding Election Officer during opening procedure

Before opening the polls on the first day of Early Voting, check the box below next to each pad of ballot cards found in the Blue Ballot Card Box. If a pad of ballot cards is not found, indicate the discrepancy by crossing out the two serial numbers in that row. Report any discrepancies to the Judge's Hotline immediately upon discovery.

Save this document in the Judge's Notebook to assist you in filling out your Official Ballot and Seal Certificate at the close of voting.

1	<input checked="" type="checkbox"/>	46001-46250
2	<input checked="" type="checkbox"/>	72001-72250
3	<input checked="" type="checkbox"/>	72251-72500
4	<input checked="" type="checkbox"/>	72501-72750
5	<input checked="" type="checkbox"/>	72751-73000
6	<input checked="" type="checkbox"/>	73001-73250
7	<input checked="" type="checkbox"/>	73251-73500
8	<input checked="" type="checkbox"/>	73501-73750
9	<input checked="" type="checkbox"/>	73751-74000

By signing below, I hereby certify that the above serial numbers and any noted discrepancies are true and correct.

Presiding Election Officer	Print 	Signature A.D. Phillips	Date: 22 April 24
Alt Election Officer/Clerk	Print 	Signature Jack Kelly	Date: 04-22-24
Poll Watcher (If available)	Print	Signature	Date:



# Ballot Card Chain of Custody

2024 Joint Election

E0024 - North Garland Branch Library

## Accounting of Ballot Cards Delivered - To be completed by Presiding Election Officer during opening procedure

Before opening the polls on the first day of Early Voting, check the box below next to each pad of ballot cards found in the Blue Ballot Card Box. If a pad of ballot cards is not found, indicate the discrepancy by crossing out the two serial numbers in that row. Report any discrepancies to the Judge's Hotline immediately upon discovery.

Save this document in the Judge's Notebook to assist you in filling out your Official Ballot and Seal Certificate at the close of voting.

1	<input checked="" type="checkbox"/>	136751-137000
2	<input checked="" type="checkbox"/>	137001-137250
3	<input checked="" type="checkbox"/>	137251-137500
4	<input checked="" type="checkbox"/>	137501-137750
5	<input checked="" type="checkbox"/>	137751-138000

By signing below, I hereby certify that the above serial numbers and any noted discrepancies are true and correct.

Presiding Election Officer	Print Thomas Turner	Signature <i>Thomas Turner</i>	Date: 4/17/24
Alt Election Officer/Clerk	Print S. Hrabec	Signature <i>S. Hrabec</i>	Date: 4/22/24
Poll Watcher (If available)	Print MICHAEL SSSAMOV	Signature <i>Michael SSSAMOV</i>	Date: 04/17/2024



# Ballot Card Chain of Custody

2024 Joint Election  
E0026 - Cedar Hill High School

**Accounting of Ballot Cards Delivered - To be completed by Presiding Election Officer during opening procedure**

Before opening the polls on the first day of Early Voting, check the box below next to each pad of ballot cards found in the Blue Ballot Card Box. If a pad of ballot cards is not found, indicate the discrepancy by crossing out the two serial numbers in that row. Report any discrepancies to the Judge's Hotline immediately upon discovery.

Save this document in the Judge's Notebook to assist you in filling out your Official Ballot and Seal Certificate at the close of voting.

1	<input checked="" type="checkbox"/>	46251-46500	
2	<input checked="" type="checkbox"/>	46501-46750	unopened
3	<input checked="" type="checkbox"/>	46751-47000	"
4	<input checked="" type="checkbox"/>	47001-47250	"
5	<input checked="" type="checkbox"/>	47251-47500	"
6	<input checked="" type="checkbox"/>	47501-47750	"
7	<input checked="" type="checkbox"/>	47751-48000	"
8	<input checked="" type="checkbox"/>	62001-62250	"
9	<input checked="" type="checkbox"/>	62251-62500	"

By signing below, I hereby certify that the above serial numbers and any noted discrepancies are true and correct.

Presiding Election Officer	Print Gwendal Lowe	Signature <i>Gwendal Lowe</i>	Date: 4/22/2024
Alt Election Officer/Clerk	Print Kathryn Avant	Signature <i>Kathryn Avant</i>	Date: 4/22/2024
Poll Watcher (If available)	Print	Signature	Date:



# Ballot Card Chain of Custody

2024 Joint Election  
E0036 - Addison Conference Centre

**Accounting of Ballot Cards Delivered - To be completed by Presiding Election Officer during opening procedure**

Before opening the polls on the first day of Early Voting, check the box below next to each pad of ballot cards found in the Blue Ballot Card Box. If a pad of ballot cards is not found, indicate the discrepancy by crossing out the two serial numbers in that row. Report any discrepancies to the Judge's Hotline immediately upon discovery.

Save this document in the Judge's Notebook to assist you in filling out your Official Ballot and Seal Certificate at the close of voting.

1	<input checked="" type="checkbox"/>	18001-18250	OPEN
2	<input checked="" type="checkbox"/>	18251-18500	
3	<input checked="" type="checkbox"/>	18501-18750	
4	<input checked="" type="checkbox"/>	18751-19000	
5	<input checked="" type="checkbox"/>	19001-19250	



By signing below, I hereby certify that the above serial numbers and any noted discrepancies are true and correct.

Presiding Election Officer	Print: <i>Kym Woodward</i>	Signature: <i>Kym Woodward</i>	Date: <i>4/22/24</i>
Alt Election Officer/Clerk	Print: <i>VERONICA GAJEWSKI</i>	Signature: <i>Veronica Gajewski</i>	Date: <i>4/22/24</i>
Poll Watcher (If available)	Print:	Signature:	Date:



# Ballot Card Chain of Custody

2024 Joint Election

E0037 - Skillman Southwestern Library

## Accounting of Ballot Cards Delivered - To be completed by Presiding Election Officer during opening procedure

Before opening the polls on the first day of Early Voting, check the box below next to each pad of ballot cards found in the Blue Ballot Card Box. If a pad of ballot cards is not found, indicate the discrepancy by crossing out the two serial numbers in that row. Report any discrepancies to the Judge's Hotline immediately upon discovery.

Save this document in the Judge's Notebook to assist you in filling out your Official Ballot and Seal Certificate at the close of voting.

1	<input checked="" type="checkbox"/>	156001-156250
2	<input checked="" type="checkbox"/>	156501-156750
3	<input checked="" type="checkbox"/>	156751-157000
4	<input checked="" type="checkbox"/>	157001-157250
5	<input checked="" type="checkbox"/>	157251-157500

By signing below, I hereby certify that the above serial numbers and any noted discrepancies are true and correct.

Presiding Election Officer	Print <i>Michele VALENTINO</i>	Signature <i>Michele Valentino</i>	Date: <i>4-19-24</i>
Alt Election Officer/Clerk	Print	Signature	Date:
Poll Watcher (If available)	Print	Signature	Date:



# Ballot Card Chain of Custody

2024 Joint Election  
E1022 - Oak Lawn Branch Library

## Accounting of Ballot Cards Delivered - To be completed by Presiding Election Officer during opening procedure

Before opening the polls on the first day of Early Voting, check the box below next to each pad of ballot cards found in the Blue Ballot Card Box. If a pad of ballot cards is not found, indicate the discrepancy by crossing out the two serial numbers in that row. Report any discrepancies to the Judge's Hotline immediately upon discovery.

Save this document in the Judge's Notebook to assist you in filling out your Official Ballot and Seal Certificate at the close of voting.

1	<input checked="" type="checkbox"/>	6001-6250	17	<input checked="" type="checkbox"/>	14001-14250
2	<input checked="" type="checkbox"/>	6251-6500	18	<input checked="" type="checkbox"/>	14251-14500
3	<input checked="" type="checkbox"/>	6501-6750		<input type="checkbox"/>	
4	<input checked="" type="checkbox"/>	6751-7000		<input type="checkbox"/>	
5	<input checked="" type="checkbox"/>	7001-7250		<input type="checkbox"/>	
6	<input checked="" type="checkbox"/>	7251-7500		<input type="checkbox"/>	
7	<input checked="" type="checkbox"/>	7501-7750		<input type="checkbox"/>	
8	<input checked="" type="checkbox"/>	7751-8000		<input type="checkbox"/>	
9	<input checked="" type="checkbox"/>	10001-10250		<input type="checkbox"/>	
10	<input checked="" type="checkbox"/>	10251-10500		<input type="checkbox"/>	
11	<input checked="" type="checkbox"/>	10501-10750		<input type="checkbox"/>	
12	<input checked="" type="checkbox"/>	10751-11000		<input type="checkbox"/>	
13	<input checked="" type="checkbox"/>	11001-11250		<input type="checkbox"/>	
14	<input checked="" type="checkbox"/>	11251-11500		<input type="checkbox"/>	
15	<input checked="" type="checkbox"/>	11501-11750		<input type="checkbox"/>	
16	<input checked="" type="checkbox"/>	11751-12000		<input type="checkbox"/>	

By signing below, I hereby certify that the above serial numbers and any noted discrepancies are true and correct.

Presiding Election Officer	Print David S. Fisher	Signature <i>David S. Fisher</i>	Date: 4/20/24
Alt Election Officer/Clerk	Print Deborah Spitzer	Signature <i>Deborah Spitzer</i>	Date: 4/20/24
Poll Watcher (If available)	Print	Signature	Date:



# Ballot Card Chain of Custody

2024 Joint Election

E1029 - Richland Campus-Dallas College

## Accounting of Ballot Cards Delivered - To be completed by Presiding Election Officer during opening procedure

Before opening the polls on the first day of Early Voting, check the box below next to each pad of ballot cards found in the Blue Ballot Card Box. If a pad of ballot cards is not found, indicate the discrepancy by crossing out the two serial numbers in that row. Report any discrepancies to the Judge's Hotline immediately upon discovery.

Save this document in the Judge's Notebook to assist you in filling out your Official Ballot and Seal Certificate at the close of voting.

1	<input checked="" type="checkbox"/>	38501-38750
2	<input checked="" type="checkbox"/>	38751-39000
3	<input checked="" type="checkbox"/>	39001-39250
4	<input checked="" type="checkbox"/>	39251-39500
5	<input checked="" type="checkbox"/>	39501-39750
6	<input checked="" type="checkbox"/>	39751-40000

By signing below, I hereby certify that the above serial numbers and any noted discrepancies are true and correct.

Presiding Election Officer	Print Chrystin Pleasant	Signature <i>Chrystin Pleasant</i>	Date: 22 APR 2024
Alt Election Officer/Clerk	Print M. Bratton	Signature <i>M. Bratton</i>	Date: 4/22/24
Poll Watcher (If available)	Print	Signature	Date:



# Ballot Card Chain of Custody

2024 Joint Election  
E1052 - Lochwood Branch Library

## Accounting of Ballot Cards Delivered - To be completed by Presiding Election Officer during opening procedure

Before opening the polls on the first day of Early Voting, check the box below next to each pad of ballot cards found in the Blue Ballot Card Box. If a pad of ballot cards is not found, indicate the discrepancy by crossing out the two serial numbers in that row. Report any discrepancies to the Judge's Hotline immediately upon discovery.

Save this document in the Judge's Notebook to assist you in filling out your Official Ballot and Seal Certificate at the close of voting.

1	<input checked="" type="checkbox"/>	102001-102250
2	<input checked="" type="checkbox"/>	102251-102500
3	<input checked="" type="checkbox"/>	102501-102750
4	<input checked="" type="checkbox"/>	102751-103000
5	<input checked="" type="checkbox"/>	103001-103250
6	<input checked="" type="checkbox"/>	103251-103500
7	<input checked="" type="checkbox"/>	103501-103750
8	<input checked="" type="checkbox"/>	103751-104000
9	<input checked="" type="checkbox"/>	104001-104250
10	<input checked="" type="checkbox"/>	104251-104500
11	<input checked="" type="checkbox"/>	104501-104750
12	<input checked="" type="checkbox"/>	104751-105000
13	<input checked="" type="checkbox"/>	105001-105250
14	<input checked="" type="checkbox"/>	105251-105500
15	<input checked="" type="checkbox"/>	105501-105750
16	<input checked="" type="checkbox"/>	105751-106000

By signing below, I hereby certify that the above serial numbers and any noted discrepancies are true and correct.

Presiding Election Officer	Print George Siggers	Signature <i>George Siggers</i>	Date: 4-22-2024
Alt Election Officer/Clerk	Print Corrine Hardie	Signature <i>Corrine Hardie</i>	Date: 4-22-2024
Poll Watcher (If available)	Print	Signature	Date:



# Ballot Card Chain of Custody

2024 Joint Election  
E1088 - Skyline Branch Library

## Accounting of Ballot Cards Delivered - To be completed by Presiding Election Officer during opening procedure

Before opening the polls on the first day of Early Voting, check the box below next to each pad of ballot cards found in the Blue Ballot Card Box. If a pad of ballot cards is not found, indicate the discrepancy by crossing out the two serial numbers in that row. Report any discrepancies to the Judge's Hotline immediately upon discovery.

Save this document in the Judge's Notebook to assist you in filling out your Official Ballot and Seal Certificate at the close of voting.

1	<input checked="" type="checkbox"/>	70001-70250
2	<input checked="" type="checkbox"/>	70251-70500
3	<input checked="" type="checkbox"/>	70501-70750
4	<input checked="" type="checkbox"/>	70751-71000
5	<input checked="" type="checkbox"/>	71001-71250
6	<input checked="" type="checkbox"/>	71251-71500
7	<input checked="" type="checkbox"/>	71501-71750

By signing below, I hereby certify that the above serial numbers and any noted discrepancies are true and correct.

Presiding Election Officer	Print Tracy Dotie-Hill	Signature 	Date: 04-22-2024
Alt Election Officer/Clerk	Print Tara Connor	Signature 	Date: 4/22/2024
Poll Watcher (If available)	Print	Signature	Date:



# Ballot Card Chain of Custody

2024 Joint Election

E1096 - Pleasant Grove Ctr-Dallas College

## Accounting of Ballot Cards Delivered - To be completed by Presiding Election Officer during opening procedure

Before opening the polls on the first day of Early Voting, check the box below next to each pad of ballot cards found in the Blue Ballot Card Box. If a pad of ballot cards is not found, indicate the discrepancy by crossing out the two serial numbers in that row. Report any discrepancies to the Judge's Hotline immediately upon discovery.

Save this document in the Judge's Notebook to assist you in filling out your Official Ballot and Seal Certificate at the close of voting.

1	<input checked="" type="checkbox"/>	20001-20250
2	<input checked="" type="checkbox"/>	20251-20500
3	<input checked="" type="checkbox"/>	20501-20750
4	<input checked="" type="checkbox"/>	20751-21000
5	<input checked="" type="checkbox"/>	21001-21250
6	<input checked="" type="checkbox"/>	21251-21500
7	<input checked="" type="checkbox"/>	21501-21750

1750 ✓

By signing below, I hereby certify that the above serial numbers and any noted discrepancies are true and correct.

Presiding Election Officer	Print BOBBYE ROSS	Signature Bobbie Ross	Date: 4-22-2024
Alt Election Officer/Clerk	Print Casandra McCray	Signature C. McCray	Date: 4-22-2024
Poll Watcher (If available)	Print	Signature	Date:



# Ballot Card Chain of Custody

2024 Joint Election

E1116 - Harry Stone Recreation Center

## Accounting of Ballot Cards Delivered - To be completed by Presiding Election Officer during opening procedure

Before opening the polls on the first day of Early Voting, check the box below next to each pad of ballot cards found in the Blue Ballot Card Box. If a pad of ballot cards is not found, indicate the discrepancy by crossing out the two serial numbers in that row. Report any discrepancies to the Judge's Hotline immediately upon discovery.

Save this document in the Judge's Notebook to assist you in filling out your Official Ballot and Seal Certificate at the close of voting.

1	<input checked="" type="checkbox"/>	25001-25250
2	<input checked="" type="checkbox"/>	25251-25500
3	<input checked="" type="checkbox"/>	25501-25750
4	<input checked="" type="checkbox"/>	25751-26000
5	<input checked="" type="checkbox"/>	54251-54500

By signing below, I hereby certify that the above serial numbers and any noted discrepancies are true and correct.

Presiding Election Officer	Print BEN DAY	Signature <i>Ben Day</i>	Date: 04/20/2024
Alt Election Officer/Clerk	Print BONNIE R. WATT	Signature <i>Bonnie R Watt</i>	Date: 4-20-24
Poll Watcher (If available)	Print	Signature	Date:



# Ballot Card Chain of Custody

2024 Joint Election  
E1301 - Florence Recreation Center

## Accounting of Ballot Cards Delivered - To be completed by Presiding Election Officer during opening procedure

Before opening the polls on the first day of Early Voting, check the box below next to each pad of ballot cards found in the Blue Ballot Card Box. If a pad of ballot cards is not found, indicate the discrepancy by crossing out the two serial numbers in that row. Report any discrepancies to the Judge's Hotline immediately upon discovery.

Save this document in the Judge's Notebook to assist you in filling out your Official Ballot and Seal Certificate at the close of voting.

1	<input checked="" type="checkbox"/>	146001-146250
2	<input checked="" type="checkbox"/>	146501-146750
3	<input checked="" type="checkbox"/>	146751-147000
4	<input checked="" type="checkbox"/>	147251-147500
5	<input checked="" type="checkbox"/>	147751-148000

By signing below, I hereby certify that the above serial numbers and any noted discrepancies are true and correct.

Presiding Election Officer	Print Marylin J Sherrod	Signature <i>Marylin J Sherrod</i>	Date: 04/21/24
Alt Election Officer/Clerk	Print Bruce Bishop	Signature <i>Bruce Bishop</i>	Date: 4/21/24
Poll Watcher (If available)	Print	Signature	Date:



# Ballot Card Chain of Custody

2024 Joint Election

E1303 - Eastfield Campus-Dallas College

## Accounting of Ballot Cards Delivered - To be completed by Presiding Election Officer during opening procedure

Before opening the polls on the first day of Early Voting, check the box below next to each pad of ballot cards found in the Blue Ballot Card Box. If a pad of ballot cards is not found, indicate the discrepancy by crossing out the two serial numbers in that row. Report any discrepancies to the Judge's Hotline immediately upon discovery.

Save this document in the Judge's Notebook to assist you in filling out your Official Ballot and Seal Certificate at the close of voting.

1	<input checked="" type="checkbox"/>	127001-127250
2	<input checked="" type="checkbox"/>	127251-127500

By signing below, I hereby certify that the above serial numbers and any noted discrepancies are true and correct.

Presiding Election Officer	Print Lisa Theriot	Signature 	Date: 4/22/24
Alt Election Officer/Clerk	Print Erna Rincnes	Signature 	Date: 4/22/2024
Poll Watcher (If available)	Print	Signature	Date:



# Ballot Card Chain of Custody

2024 Joint Election

E1708 - Garland Center-Dallas College

**Accounting of Ballot Cards Delivered - To be completed by Presiding Election Officer during opening procedure**

Before opening the polls on the first day of Early Voting, check the box below next to each pad of ballot cards found in the Blue Ballot Card Box. If a pad of ballot cards is not found, indicate the discrepancy by crossing out the two serial numbers in that row. Report any discrepancies to the Judge's Hotline immediately upon discovery.

Save this document in the Judge's Notebook to assist you in filling out your Official Ballot and Seal Certificate at the close of voting.

1	<input checked="" type="checkbox"/> 21751-22000	17	<input checked="" type="checkbox"/> 37751-38000	4,150
2	<input checked="" type="checkbox"/> 34001-34250	18	<input checked="" type="checkbox"/> 38001-38250	
3	<input checked="" type="checkbox"/> 34251-34500	19	<input checked="" type="checkbox"/> 38251-38500	
4	<input checked="" type="checkbox"/> 34501-34750		<input type="checkbox"/>	
5	<input checked="" type="checkbox"/> 34751-35000		<input type="checkbox"/>	
6	<input checked="" type="checkbox"/> 35001-35250		<input type="checkbox"/>	
7	<input checked="" type="checkbox"/> 35251-35500		<input type="checkbox"/>	
8	<input checked="" type="checkbox"/> 35501-35750		<input type="checkbox"/>	
9	<input checked="" type="checkbox"/> 35751-36000		<input type="checkbox"/>	
10	<input checked="" type="checkbox"/> 36001-36250		<input type="checkbox"/>	
11	<input checked="" type="checkbox"/> 36251-36500		<input type="checkbox"/>	
12	<input checked="" type="checkbox"/> 36501-36750		<input type="checkbox"/>	
13	<input checked="" type="checkbox"/> 36751-37000		<input type="checkbox"/>	
14	<input checked="" type="checkbox"/> 37001-37250		<input type="checkbox"/>	
15	<input checked="" type="checkbox"/> 37251-37500		<input type="checkbox"/>	
16	<input checked="" type="checkbox"/> 37501-37750		<input type="checkbox"/>	

By signing below, I hereby certify that the above serial numbers and any noted discrepancies are true and correct.

Presiding Election Officer	Print JANE HARRIS	Signature <i>Jane Harris</i>	Date: 4/19/24
Alt Election Officer/Clerk	Print PETE ALMANZA	Signature <i>Pete Almanza</i>	Date: 4/19/24
Poll Watcher (If available)	Print	Signature	Date:



# Ballot Card Chain of Custody

2024 Joint Election

E2005 - Marsh Lane Baptist Church

## Accounting of Ballot Cards Delivered - To be completed by Presiding Election Officer during opening procedure

Before opening the polls on the first day of Early Voting, check the box below next to each pad of ballot cards found in the Blue Ballot Card Box. If a pad of ballot cards is not found, indicate the discrepancy by crossing out the two serial numbers in that row. Report any discrepancies to the Judge's Hotline immediately upon discovery.

Save this document in the Judge's Notebook to assist you in filling out your Official Ballot and Seal Certificate at the close of voting.

1	<input checked="" type="checkbox"/>	101251-101500	17	<input checked="" type="checkbox"/>	123251-123500
2	<input checked="" type="checkbox"/>	101501-101750	18	<input checked="" type="checkbox"/>	123501-123750
3	<input checked="" type="checkbox"/>	101751-102000	19	<input checked="" type="checkbox"/>	124001-124250
4	<input checked="" type="checkbox"/>	120001-120250	20	<input checked="" type="checkbox"/>	124251-124500
5	<input type="checkbox"/>	120251-120500	21	<input checked="" type="checkbox"/>	124501-124750
6	<input checked="" type="checkbox"/>	120501-120750	22	<input checked="" type="checkbox"/>	124751-125000
7	<input checked="" type="checkbox"/>	120751-121000		<input type="checkbox"/>	
8	<input checked="" type="checkbox"/>	121001-121250		<input type="checkbox"/>	
9	<input checked="" type="checkbox"/>	121251-121500		<input type="checkbox"/>	
10	<input checked="" type="checkbox"/>	121501-121750		<input type="checkbox"/>	
11	<input checked="" type="checkbox"/>	121751-122000		<input type="checkbox"/>	
12	<input checked="" type="checkbox"/>	122001-122250		<input type="checkbox"/>	
13	<input checked="" type="checkbox"/>	122251-122500		<input type="checkbox"/>	
14	<input checked="" type="checkbox"/>	122501-122750		<input type="checkbox"/>	
15	<input checked="" type="checkbox"/>	122751-123000		<input type="checkbox"/>	
16	<input checked="" type="checkbox"/>	123001-123250		<input type="checkbox"/>	

By signing below, I hereby certify that the above serial numbers and any noted discrepancies are true and correct.

Presiding Election Officer	Print Betty Rowe Williams	Signature <i>Betty Rowe Williams</i>	Date: April 18, 2024
Alt Election Officer/Clerk	Print DAVID W. WALLACE	Signature <i>David W. Wallace</i>	Date: 18 APR 2024
Poll Watcher (If available)	Print	Signature	Date:



# Ballot Card Chain of Custody

2024 Joint Election  
E2052 - Fretz Park Library

## Accounting of Ballot Cards Delivered - To be completed by Presiding Election Officer during opening procedure

Before opening the polls on the first day of Early Voting, check the box below next to each pad of ballot cards found in the Blue Ballot Card Box. If a pad of ballot cards is not found, indicate the discrepancy by crossing out the two serial numbers in that row. Report any discrepancies to the Judge's Hotline immediately upon discovery.

Save this document in the Judge's Notebook to assist you in filling out your Official Ballot and Seal Certificate at the close of voting.

1	<input checked="" type="checkbox"/>	158001-158250	17	<input checked="" type="checkbox"/>	162001-162250
2	<input checked="" type="checkbox"/>	158251-158500	18	<input checked="" type="checkbox"/>	162251-162500
3	<input checked="" type="checkbox"/>	158501-158750	19	<input checked="" type="checkbox"/>	162501-162750
4	<input checked="" type="checkbox"/>	158751-159000	20	<input checked="" type="checkbox"/>	162751-163000
5	<input checked="" type="checkbox"/>	159001-159250	21	<input checked="" type="checkbox"/>	163001-163250
6	<input checked="" type="checkbox"/>	159251-159500	22	<input checked="" type="checkbox"/>	163251-163500
7	<input checked="" type="checkbox"/>	159501-159750	23	<input checked="" type="checkbox"/>	163501-163750
8	<input checked="" type="checkbox"/>	159751-160000	24	<input checked="" type="checkbox"/>	163751-164000
9	<input checked="" type="checkbox"/>	160001-160250	25	<input checked="" type="checkbox"/>	164001-164250
10	<input checked="" type="checkbox"/>	160251-160500	26	<input checked="" type="checkbox"/>	164501-164750
11	<input checked="" type="checkbox"/>	160501-160750	27	<input checked="" type="checkbox"/>	164751-165000
12	<input checked="" type="checkbox"/>	160751-161000	28	<input checked="" type="checkbox"/>	165001-165250
13	<input checked="" type="checkbox"/>	161001-161250	29	<input checked="" type="checkbox"/>	165251-165500
14	<input checked="" type="checkbox"/>	161251-161500	30	<input checked="" type="checkbox"/>	165501-165750
15	<input checked="" type="checkbox"/>	161501-161750	31	<input checked="" type="checkbox"/>	165751-166000
16	<input checked="" type="checkbox"/>	161751-162000		<input type="checkbox"/>	

By signing below, I hereby certify that the above serial numbers and any noted discrepancies are true and correct.

Presiding Election Officer	Print <i>Victor Davis</i>	Signature <i>Victor Davis</i>	Date: <i>4/19/24</i>
Alt Election Officer/Clerk	Print <i>Bill Thoreson</i>	Signature <i>Bill Thoreson</i>	Date: <i>4/19/24</i>
Poll Watcher (If available)	Print	Signature	Date:



# Ballot Card Chain of Custody

2024 Joint Election  
E2060 - Audelia Road Branch Library

## Accounting of Ballot Cards Delivered - To be completed by Presiding Election Officer during opening procedure

Before opening the polls on the first day of Early Voting, check the box below next to each pad of ballot cards found in the Blue Ballot Card Box. If a pad of ballot cards is not found, indicate the discrepancy by crossing out the two serial numbers in that row. Report any discrepancies to the Judge's Hotline immediately upon discovery.

Save this document in the Judge's Notebook to assist you in filling out your Official Ballot and Seal Certificate at the close of voting.

1	<input checked="" type="checkbox"/>	4001-4250	17	<input checked="" type="checkbox"/>	14501-14750	33	<input checked="" type="checkbox"/>	31751-32000
2	<input checked="" type="checkbox"/>	4251-4500	18	<input checked="" type="checkbox"/>	14751-15000	34	<input checked="" type="checkbox"/>	32001-32250
3	<input checked="" type="checkbox"/>	4501-4750	19	<input checked="" type="checkbox"/>	15001-15250		<input type="checkbox"/>	
4	<input checked="" type="checkbox"/>	4751-5000	20	<input checked="" type="checkbox"/>	15251-15500		<input type="checkbox"/>	
5	<input checked="" type="checkbox"/>	5001-5250	21	<input checked="" type="checkbox"/>	15501-15750		<input type="checkbox"/>	
6	<input checked="" type="checkbox"/>	5251-5500	22	<input checked="" type="checkbox"/>	15751-16000		<input type="checkbox"/>	
7	<input checked="" type="checkbox"/>	5501-5750	23	<input checked="" type="checkbox"/>	19251-19500		<input type="checkbox"/>	
8	<input checked="" type="checkbox"/>	5751-6000	24	<input checked="" type="checkbox"/>	19501-19750		<input type="checkbox"/>	
9	<input checked="" type="checkbox"/>	8001-8250	25	<input checked="" type="checkbox"/>	19751-20000		<input type="checkbox"/>	
10	<input checked="" type="checkbox"/>	8251-8500	26	<input checked="" type="checkbox"/>	30001-30250		<input type="checkbox"/>	
11	<input checked="" type="checkbox"/>	8501-8750	27	<input checked="" type="checkbox"/>	30251-30500		<input type="checkbox"/>	
12	<input checked="" type="checkbox"/>	8751-9000	28	<input checked="" type="checkbox"/>	30501-30750		<input type="checkbox"/>	
13	<input checked="" type="checkbox"/>	9001-9250	29	<input checked="" type="checkbox"/>	30751-31000		<input type="checkbox"/>	
14	<input checked="" type="checkbox"/>	9251-9500	30	<input checked="" type="checkbox"/>	31001-31250		<input type="checkbox"/>	
15	<input checked="" type="checkbox"/>	9501-9750	31	<input checked="" type="checkbox"/>	31251-31500		<input type="checkbox"/>	
16	<input checked="" type="checkbox"/>	9751-10000	32	<input checked="" type="checkbox"/>	31501-31750		<input type="checkbox"/>	

By signing below, I hereby certify that the above serial numbers and any noted discrepancies are true and correct.

Presiding Election Officer	Print Chandra Biggs	Signature <i>Chandra Biggs</i>	Date: 04/30/24
Alt Election Officer/Clerk	Print Tanya Pipkin	Signature <i>Tanya Pipkin</i>	Date: 04/30/24
Poll Watcher (If available)	Print	Signature	Date:



# Ballot Card Chain of Custody

2024 Joint Election  
E2220 - University Park UMC



## Accounting of Ballot Cards Delivered - To be completed by Presiding Election Officer during opening procedure

Before opening the polls on the first day of Early Voting, check the box below next to each pad of ballot cards found in the Blue Ballot Card Box. If a pad of ballot cards is not found, indicate the discrepancy by crossing out the two serial numbers in that row. Report any discrepancies to the Judge's Hotline immediately upon discovery.

Save this document in the Judge's Notebook to assist you in filling out your Official Ballot and Seal Certificate at the close of voting.

1	<input checked="" type="checkbox"/>	80001-80250	17	<input checked="" type="checkbox"/>	86001-86250	33	<input checked="" type="checkbox"/>	98751-99000
2	<input checked="" type="checkbox"/>	80251-80500	18	<input checked="" type="checkbox"/>	86251-86500	34	<input checked="" type="checkbox"/>	99001-99250
3	<input checked="" type="checkbox"/>	80501-80750	19	<input checked="" type="checkbox"/>	86501-86750	35	<input checked="" type="checkbox"/>	99251-99500
4	<input checked="" type="checkbox"/>	80751-81000	20	<input checked="" type="checkbox"/>	86751-87000	36	<input checked="" type="checkbox"/>	99501-99750
5	<input checked="" type="checkbox"/>	81001-81250	21	<input checked="" type="checkbox"/>	87251-87500	37	<input checked="" type="checkbox"/>	99751-100000
6	<input checked="" type="checkbox"/>	81251-81500	22	<input checked="" type="checkbox"/>	94001-94250		<input type="checkbox"/>	
7	<input checked="" type="checkbox"/>	81501-81750	23	<input checked="" type="checkbox"/>	94251-94500		<input type="checkbox"/>	
8	<input checked="" type="checkbox"/>	81751-82000	24	<input checked="" type="checkbox"/>	94501-94750		<input type="checkbox"/>	
9	<input checked="" type="checkbox"/>	84001-84250	25	<input checked="" type="checkbox"/>	94751-95000		<input type="checkbox"/>	
10	<input checked="" type="checkbox"/>	84251-84500	26	<input checked="" type="checkbox"/>	95001-95250		<input type="checkbox"/>	
11	<input checked="" type="checkbox"/>	84501-84750	27	<input checked="" type="checkbox"/>	95251-95500		<input type="checkbox"/>	
12	<input checked="" type="checkbox"/>	84751-85000	28	<input checked="" type="checkbox"/>	95501-95750		<input type="checkbox"/>	
13	<input checked="" type="checkbox"/>	85001-85250	29	<input checked="" type="checkbox"/>	95751-96000		<input type="checkbox"/>	
14	<input checked="" type="checkbox"/>	85251-85500	30	<input checked="" type="checkbox"/>	98001-98250		<input type="checkbox"/>	
15	<input checked="" type="checkbox"/>	85501-85750	31	<input checked="" type="checkbox"/>	98251-98500		<input type="checkbox"/>	
16	<input checked="" type="checkbox"/>	85751-86000	32	<input checked="" type="checkbox"/>	98501-98750		<input type="checkbox"/>	

By signing below, I hereby certify that the above serial numbers and any noted discrepancies are true and correct.

Presiding Election Officer	Print Beth M. Brown	Signature 	Date: April 21, 2024
Alt Election Officer/Clerk	Print Betty J. O'Neill	Signature 	Date: April 21, 2024
Poll Watcher (If available)	Print	Signature	Date:



# Ballot Card Chain of Custody

2024 Joint Election

E2305 - Farmers Branch Manske Library


## Accounting of Ballot Cards Delivered - To be completed by Presiding Election Officer during opening procedure

Before opening the polls on the first day of Early Voting, check the box below next to each pad of ballot cards found in the Blue Ballot Card Box. If a pad of ballot cards is not found, indicate the discrepancy by crossing out the two serial numbers in that row. Report any discrepancies to the Judge's Hotline immediately upon discovery.

Save this document in the Judge's Notebook to assist you in filling out your Official Ballot and Seal Certificate at the close of voting.

1	<input checked="" type="checkbox"/>	130001-130250
2	<input type="checkbox"/>	130251-130500
3	<input checked="" type="checkbox"/>	130501-130750
4	<input type="checkbox"/>	130751-131000
5	<input type="checkbox"/>	131001-131250
6	<input checked="" type="checkbox"/>	131251-131500
7	<input checked="" type="checkbox"/>	131501-131750
8	<input type="checkbox"/>	131751-132000
9	<input type="checkbox"/>	132001-132250
10	<input type="checkbox"/>	132251-132500
11	<input type="checkbox"/>	132751-133000

By signing below, I hereby certify that the above serial numbers and any noted discrepancies are true and correct.

Presiding Election Officer	Print PAUL SALDANA	Signature 	Date: 04/22/2024
Alt Election Officer/Clerk	Print	Signature	Date:
Poll Watcher (If available)	Print	Signature	Date:



# Ballot Card Chain of Custody

2024 Joint Election

E2307 - Brookhaven Campus-Dallas College

## Accounting of Ballot Cards Delivered - To be completed by Presiding Election Officer during opening procedure

Before opening the polls on the first day of Early Voting, check the box below next to each pad of ballot cards found in the Blue Ballot Card Box. If a pad of ballot cards is not found, indicate the discrepancy by crossing out the two serial numbers in that row. Report any discrepancies to the Judge's Hotline immediately upon discovery.

Save this document in the Judge's Notebook to assist you in filling out your Official Ballot and Seal Certificate at the close of voting.

1	<input checked="" type="checkbox"/>	43501-43750
2	<input type="checkbox"/>	44001-44250
3	<input checked="" type="checkbox"/>	44251-44500
4	<input type="checkbox"/>	44751-45000
5	<input type="checkbox"/>	51501-51750
6	<input type="checkbox"/>	51751-52000

By signing below, I hereby certify that the above serial numbers and any noted discrepancies are true and correct.

Presiding Election Officer	Print <i>Patricia I. Muñoz</i>	Signature <i>Patricia I. Muñoz</i>	Date: <i>April 22, 2024</i>
Alt Election Officer/Clerk	Print <b>BRUCE BRADLEY</b>	Signature <i>Bruce R. Bradley</i>	Date: <i>4-22-24</i>
Poll Watcher (If available)	Print	Signature	Date:



# Ballot Card Chain of Custody

2024 Joint Election  
E2407 - Josey Ranch Lake Library

**Accounting of Ballot Cards Delivered - To be completed by Presiding Election Officer during opening procedure**

Before opening the polls on the first day of Early Voting, check the box below next to each pad of ballot cards found in the Blue Ballot Card Box. If a pad of ballot cards is not found, indicate the discrepancy by crossing out the two serial numbers in that row. Report any discrepancies to the Judge's Hotline immediately upon discovery.

Save this document in the Judge's Notebook to assist you in filling out your Official Ballot and Seal Certificate at the close of voting.

1	<input checked="" type="checkbox"/>	49501-49750	17	<input checked="" type="checkbox"/>	115751-116000
2	<input checked="" type="checkbox"/>	49751-50000		<input type="checkbox"/>	
3	<input checked="" type="checkbox"/>	82001-82250		<input type="checkbox"/>	
4	<input checked="" type="checkbox"/>	82251-82500		<input type="checkbox"/>	
5	<input type="checkbox"/>	82501-82750		<input type="checkbox"/>	
6	<input type="checkbox"/>	82751-83000		<input type="checkbox"/>	
7	<input type="checkbox"/>	83001-83250		<input type="checkbox"/>	
8	<input type="checkbox"/>	83251-83500		<input type="checkbox"/>	
9	<input type="checkbox"/>	83751-84000		<input type="checkbox"/>	
10	<input type="checkbox"/>	114001-114250		<input type="checkbox"/>	
11	<input type="checkbox"/>	114251-114500		<input type="checkbox"/>	
12	<input type="checkbox"/>	114501-114750		<input type="checkbox"/>	
13	<input type="checkbox"/>	114751-115000		<input type="checkbox"/>	
14	<input type="checkbox"/>	115001-115250		<input type="checkbox"/>	
15	<input type="checkbox"/>	115251-115500		<input type="checkbox"/>	
16	<input type="checkbox"/>	115501-115750		<input type="checkbox"/>	

By signing below, I hereby certify that the above serial numbers and any noted discrepancies are true and correct.

Presiding Election Officer	Print <i>Terry Barker</i>	Signature <i>Terry Barker</i>	Date: <i>4/20/2024</i>
Alt Election Officer/Clerk	Print <i>Lila Farmer</i>	Signature <i>Lila Farmer</i>	Date: <i>4/20/2024</i>
Poll Watcher (If available)	Print	Signature	Date:



# Ballot Card Chain of Custody

2024 Joint Election  
E2604 - Valley Ranch Library

## Accounting of Ballot Cards Delivered - To be completed by Presiding Election Officer during opening procedure

Before opening the polls on the first day of Early Voting, check the box below next to each pad of ballot cards found in the Blue Ballot Card Box. If a pad of ballot cards is not found, indicate the discrepancy by crossing out the two serial numbers in that row. Report any discrepancies to the Judge's Hotline immediately upon discovery.

Save this document in the Judge's Notebook to assist you in filling out your Official Ballot and Seal Certificate at the close of voting.

1	<input checked="" type="checkbox"/>	87001-87250
2	<input checked="" type="checkbox"/>	87501-87750
3	<input checked="" type="checkbox"/>	87751-88000
4	<input checked="" type="checkbox"/>	110001-110250
5	<input checked="" type="checkbox"/>	110251-110500
6	<input checked="" type="checkbox"/>	110501-110750
7	<input checked="" type="checkbox"/>	110751-111000
8	<input checked="" type="checkbox"/>	111001-111250
9	<input checked="" type="checkbox"/>	111251-111500
10	<input checked="" type="checkbox"/>	111501-111750
11	<input checked="" type="checkbox"/>	111751-112000

By signing below, I hereby certify that the above serial numbers and any noted discrepancies are true and correct.

Presiding Election Officer	Print JUZAR HASTA	Signature <i>Juzar Hasta</i>	Date: 4/22/24
Alt Election Officer/Clerk	Print ROY GETTIO	Signature <i>Roy Gettio</i>	Date: 4/22/24
Poll Watcher (If available)	Print	Signature	Date:



# Ballot Card Chain of Custody

2024 Joint Election  
E2805 - Coppell Town Center

## Accounting of Ballot Cards Delivered - To be completed by Presiding Election Officer during opening procedure

Before opening the polls on the first day of Early Voting, check the box below next to each pad of ballot cards found in the Blue Ballot Card Box. If a pad of ballot cards is not found, indicate the discrepancy by crossing out the two serial numbers in that row. Report any discrepancies to the Judge's Hotline immediately upon discovery.

Save this document in the Judge's Notebook to assist you in filling out your Official Ballot and Seal Certificate at the close of voting.

1	<input checked="" type="checkbox"/>	60001-60250	17	<input checked="" type="checkbox"/>	69501-69750	33	<input checked="" type="checkbox"/>	93501-93750
2	<input checked="" type="checkbox"/>	60251-60500	18	<input checked="" type="checkbox"/>	69751-70000	34	<input checked="" type="checkbox"/>	93751-94000
3	<input checked="" type="checkbox"/>	60501-60750	19	<input checked="" type="checkbox"/>	90001-90250		<input type="checkbox"/>	
4	<input checked="" type="checkbox"/>	60751-61000	20	<input checked="" type="checkbox"/>	90251-90500		<input type="checkbox"/>	
5	<input checked="" type="checkbox"/>	61001-61250	21	<input checked="" type="checkbox"/>	90501-90750		<input type="checkbox"/>	
6	<input checked="" type="checkbox"/>	61251-61500	22	<input checked="" type="checkbox"/>	90751-91000		<input type="checkbox"/>	
7	<input checked="" type="checkbox"/>	63001-63250	23	<input checked="" type="checkbox"/>	91001-91250		<input type="checkbox"/>	
8	<input checked="" type="checkbox"/>	63251-63500	24	<input checked="" type="checkbox"/>	91251-91500		<input type="checkbox"/>	
9	<input checked="" type="checkbox"/>	63501-63750	25	<input checked="" type="checkbox"/>	91501-91750		<input type="checkbox"/>	
10	<input checked="" type="checkbox"/>	63751-64000	26	<input checked="" type="checkbox"/>	91751-92000		<input type="checkbox"/>	
11	<input checked="" type="checkbox"/>	68001-68250	27	<input checked="" type="checkbox"/>	92001-92250		<input type="checkbox"/>	
12	<input checked="" type="checkbox"/>	68251-68500	28	<input checked="" type="checkbox"/>	92251-92500		<input type="checkbox"/>	
13	<input checked="" type="checkbox"/>	68501-68750	29	<input checked="" type="checkbox"/>	92501-92750		<input type="checkbox"/>	
14	<input checked="" type="checkbox"/>	68751-69000	30	<input checked="" type="checkbox"/>	92751-93000		<input type="checkbox"/>	
15	<input checked="" type="checkbox"/>	69001-69250	31	<input checked="" type="checkbox"/>	93001-93250		<input type="checkbox"/>	
16	<input checked="" type="checkbox"/>	69251-69500	32	<input checked="" type="checkbox"/>	93251-93500		<input type="checkbox"/>	

By signing below, I hereby certify that the above serial numbers and any noted discrepancies are true and correct.

Presiding Election Officer	Print <i>NANCY WANG</i>	Signature <i>[Signature]</i>	Date: <i>04/22/24</i>
Alt Election Officer/Clerk	Print <i>KATHALEEN E. HODGES</i>	Signature <i>[Signature]</i>	Date: <i>4/22/24</i>
Poll Watcher (If available)	Print	Signature	Date:



# Ballot Card Chain of Custody

2024 Joint Election  
E2924 - Rowlett City Hall - Annex

## Accounting of Ballot Cards Delivered - To be completed by Presiding Election Officer during opening procedure

Before opening the polls on the first day of Early Voting, check the box below next to each pad of ballot cards found in the Blue Ballot Card Box. If a pad of ballot cards is not found, indicate the discrepancy by crossing out the two serial numbers in that row. Report any discrepancies to the Judge's Hotline immediately upon discovery.

Save this document in the Judge's Notebook to assist you in filling out your Official Ballot and Seal Certificate at the close of voting.

1	<input checked="" type="checkbox"/>	22001-22250	17	<input checked="" type="checkbox"/>	58251-58500
2	<input checked="" type="checkbox"/>	22251-22500	18	<input checked="" type="checkbox"/>	58501-58750
3	<input checked="" type="checkbox"/>	22501-22750	19	<input checked="" type="checkbox"/>	58751-59000
4	<input checked="" type="checkbox"/>	22751-23000	20	<input checked="" type="checkbox"/>	59001-59250
5	<input checked="" type="checkbox"/>	23001-23250	21	<input checked="" type="checkbox"/>	59251-59500
6	<input checked="" type="checkbox"/>	23251-23500	22	<input checked="" type="checkbox"/>	59501-59750
7	<input checked="" type="checkbox"/>	23501-23750	23	<input checked="" type="checkbox"/>	59751-60000
8	<input checked="" type="checkbox"/>	56001-56250		<input type="checkbox"/>	
9	<input checked="" type="checkbox"/>	56251-56500		<input type="checkbox"/>	
10	<input checked="" type="checkbox"/>	56501-56750		<input type="checkbox"/>	
11	<input checked="" type="checkbox"/>	56751-57000		<input type="checkbox"/>	
12	<input checked="" type="checkbox"/>	57001-57250		<input type="checkbox"/>	
13	<input checked="" type="checkbox"/>	57251-57500		<input type="checkbox"/>	
14	<input checked="" type="checkbox"/>	57501-57750		<input type="checkbox"/>	
15	<input checked="" type="checkbox"/>	57751-58000		<input type="checkbox"/>	
16	<input checked="" type="checkbox"/>	58001-58250		<input type="checkbox"/>	

By signing below, I hereby certify that the above serial numbers and any noted discrepancies are true and correct.

Presiding Election Officer	Print <i>Maggie Ensley</i>	Signature <i>Maggie Ensley</i>	Date: <i>04-30-2024</i>
Alt Election Officer/Clerk	Print <i>Maria</i>	Signature <i>Maria Maria</i>	Date: <i>4-30-24</i>
Poll Watcher (If available)	Print	Signature	Date:



# Ballot Card Chain of Custody

2024 Joint Election

E3007 - El Centro Campus-Dallas College

**Accounting of Ballot Cards Delivered - To be completed by Presiding Election Officer during opening procedure**

Before opening the polls on the first day of Early Voting, check the box below next to each pad of ballot cards found in the Blue Ballot Card Box. If a pad of ballot cards is not found, indicate the discrepancy by crossing out the two serial numbers in that row. Report any discrepancies to the Judge's Hotline immediately upon discovery.

Save this document in the Judge's Notebook to assist you in filling out your Official Ballot and Seal Certificate at the close of voting.

1	<input checked="" type="checkbox"/>	127501-127750
2	<input checked="" type="checkbox"/>	127751-128000

By signing below, I hereby certify that the above serial numbers and any noted discrepancies are true and correct.

Presiding Election Officer	Print Cheri A. Ball-meza	Signature <i>Cheri A. Ball-meza</i>	Date: 22 APR 2024
Alt Election Officer/Clerk	Print Meg Harms	Signature <i>Meg Harms</i>	Date: April 26 2024
Poll Watcher (If available)	Print	Signature	Date:



# Ballot Card Chain of Custody

2024 Joint Election

E3043 - Paul L Dunbar Library

## Accounting of Ballot Cards Delivered - To be completed by Presiding Election Officer during opening procedure

Before opening the polls on the first day of Early Voting, check the box below next to each pad of ballot cards found in the Blue Ballot Card Box. If a pad of ballot cards is not found, indicate the discrepancy by crossing out the two serial numbers in that row. Report any discrepancies to the Judge's Hotline immediately upon discovery.

Save this document in the Judge's Notebook to assist you in filling out your Official Ballot and Seal Certificate at the close of voting.

1	<input checked="" type="checkbox"/>	32251-32500
2	<input checked="" type="checkbox"/>	32501-32750
3	<input checked="" type="checkbox"/>	32751-33000
4	<input checked="" type="checkbox"/>	33001-33250
5	<input checked="" type="checkbox"/>	33251-33500
6	<input checked="" type="checkbox"/>	33501-33750
7	<input checked="" type="checkbox"/>	33751-34000

By signing below, I hereby certify that the above serial numbers and any noted discrepancies are true and correct.

Presiding Election Officer	Print Dianne D Williams	Signature 	Date: 4/22-2024
Alt Election Officer/Clerk	Print Donna Shelton	Signature 	Date: 4-23-2024
Poll Watcher (If available)	Print	Signature	Date:



# Ballot Card Chain of Custody

2024 Joint Election

E3064 - Friendship West Baptist Church

## Accounting of Ballot Cards Delivered - To be completed by Presiding Election Officer during opening procedure

Before opening the polls on the first day of Early Voting, check the box below next to each pad of ballot cards found in the Blue Ballot Card Box. If a pad of ballot cards is not found, indicate the discrepancy by crossing out the two serial numbers in that row. Report any discrepancies to the Judge's Hotline immediately upon discovery.

Save this document in the Judge's Notebook to assist you in filling out your Official Ballot and Seal Certificate at the close of voting.

1	<input checked="" type="checkbox"/>	166001-166250
2	<input checked="" type="checkbox"/>	166251-166500
3	<input checked="" type="checkbox"/>	166501-166750
4	<input checked="" type="checkbox"/>	166751-167000
5	<input checked="" type="checkbox"/>	167001-167250
6	<input checked="" type="checkbox"/>	167251-167500
7	<input checked="" type="checkbox"/>	167501-167750
8	<input checked="" type="checkbox"/>	167751-168000
9	<input checked="" type="checkbox"/>	168001-168250
10	<input checked="" type="checkbox"/>	168251-168500
11	<input checked="" type="checkbox"/>	168501-168750
12	<input checked="" type="checkbox"/>	168751-169000
13	<input checked="" type="checkbox"/>	169001-169250

By signing below, I hereby certify that the above serial numbers and any noted discrepancies are true and correct.

Presiding Election Officer	Print <i>Diana Jaka</i>	Signature <i>Diana Jaka</i>	Date: 4/22/2024
Alt Election Officer/Clerk	Print BRUCE BEAL	Signature <i>Bruce Beal</i>	Date: 4/22/2024
Poll Watcher (If available)	Print	Signature	Date:



# Ballot Card Chain of Custody

2024 Joint Election  
E3202 - Duncanville Library

## Accounting of Ballot Cards Delivered - To be completed by Presiding Election Officer during opening procedure

Before opening the polls on the first day of Early Voting, check the box below next to each pad of ballot cards found in the Blue Ballot Card Box. If a pad of ballot cards is not found, indicate the discrepancy by crossing out the two serial numbers in that row. Report any discrepancies to the Judge's Hotline immediately upon discovery.

Save this document in the Judge's Notebook to assist you in filling out your Official Ballot and Seal Certificate at the close of voting.

1	<input checked="" type="checkbox"/>	138001-138250	17	<input checked="" type="checkbox"/>	150001-150250
2	<input checked="" type="checkbox"/>	138251-138500	18	<input checked="" type="checkbox"/>	150251-150500
3	<input checked="" type="checkbox"/>	138501-138750	19	<input checked="" type="checkbox"/>	150501-150750
4	<input checked="" type="checkbox"/>	138751-139000	20	<input checked="" type="checkbox"/>	150751-151000
5	<input checked="" type="checkbox"/>	139001-139250	21	<input checked="" type="checkbox"/>	151001-151250
6	<input checked="" type="checkbox"/>	139251-139500	22	<input checked="" type="checkbox"/>	151251-151500
7	<input checked="" type="checkbox"/>	139501-139750	23	<input checked="" type="checkbox"/>	151501-151750
8	<input checked="" type="checkbox"/>	139751-140000	24	<input checked="" type="checkbox"/>	151751-152000
9	<input checked="" type="checkbox"/>	148001-148250	25	<input checked="" type="checkbox"/>	152001-152250
10	<input checked="" type="checkbox"/>	148251-148500	26	<input checked="" type="checkbox"/>	152251-152500
11	<input checked="" type="checkbox"/>	148501-148750		<input type="checkbox"/>	
12	<input checked="" type="checkbox"/>	148751-149000		<input type="checkbox"/>	
13	<input checked="" type="checkbox"/>	149001-149250		<input type="checkbox"/>	
14	<input checked="" type="checkbox"/>	149251-149500		<input type="checkbox"/>	
15	<input checked="" type="checkbox"/>	149501-149750		<input type="checkbox"/>	
16	<input checked="" type="checkbox"/>	149751-150000		<input type="checkbox"/>	

By signing below, I hereby certify that the above serial numbers and any noted discrepancies are true and correct.

Presiding Election Officer	Print <i>BARBARA Lewis</i>	Signature <i>Barbara Lewis</i>	Date: <i>4-30-2024</i>
Alt Election Officer/Clerk	Print <i>Margaret Cumby</i>	Signature <i>Margaret Cumby</i>	Date: <i>4/30/2024</i>
Poll Watcher (If available)	Print	Signature	Date:



# Ballot Card Chain of Custody

2024 Joint Election  
E3309 - Lakeside Activity Center

**Accounting of Ballot Cards Delivered - To be completed by Presiding Election Officer during opening procedure**

Before opening the polls on the first day of Early Voting, check the box below next to each pad of ballot cards found in the Blue Ballot Card Box. If a pad of ballot cards is not found, indicate the discrepancy by crossing out the two serial numbers in that row. Report any discrepancies to the Judge's Hotline immediately upon discovery.

Save this document in the Judge's Notebook to assist you in filling out your Official Ballot and Seal Certificate at the close of voting.

1	<input checked="" type="checkbox"/>	88001-88250	17	<input checked="" type="checkbox"/>	118751-119000
2	<input checked="" type="checkbox"/>	88501-88750		<input type="checkbox"/>	
3	<input checked="" type="checkbox"/>	88751-89000		<input type="checkbox"/>	
4	<input checked="" type="checkbox"/>	89001-89250		<input type="checkbox"/>	
5	<input checked="" type="checkbox"/>	89251-89500		<input type="checkbox"/>	
6	<input checked="" type="checkbox"/>	89501-89750		<input type="checkbox"/>	
7	<input checked="" type="checkbox"/>	89751-90000		<input type="checkbox"/>	
8	<input checked="" type="checkbox"/>	116001-116250		<input type="checkbox"/>	
9	<input checked="" type="checkbox"/>	116251-116500		<input type="checkbox"/>	
10	<input checked="" type="checkbox"/>	116501-116750		<input type="checkbox"/>	
11	<input checked="" type="checkbox"/>	116751-117000		<input type="checkbox"/>	
12	<input checked="" type="checkbox"/>	117001-117250		<input type="checkbox"/>	
13	<input checked="" type="checkbox"/>	117251-117500		<input type="checkbox"/>	
14	<input checked="" type="checkbox"/>	117501-117750		<input type="checkbox"/>	
15	<input checked="" type="checkbox"/>	117751-118000		<input type="checkbox"/>	
16	<input checked="" type="checkbox"/>	118251-118500		<input type="checkbox"/>	

By signing below, I hereby certify that the above serial numbers and any noted discrepancies are true and correct.

Presiding Election Officer	Print Tereza Gayle	Signature <i>Tereza Gayle</i>	Date: 4/22/2024
Alt Election Officer/Clerk	Print Solomon Kimuyu	Signature <i>Solomon Kimuyu</i>	Date: 4/22/2024
Poll Watcher (If available)	Print	Signature	Date:



# Ballot Card Chain of Custody

2024 Joint Election

E3400 - Balch Springs Civic Center

## Accounting of Ballot Cards Delivered - To be completed by Presiding Election Officer during opening procedure

Before opening the polls on the first day of Early Voting, check the box below next to each pad of ballot cards found in the Blue Ballot Card Box. If a pad of ballot cards is not found, indicate the discrepancy by crossing out the two serial numbers in that row. Report any discrepancies to the Judge's Hotline immediately upon discovery.

Save this document in the Judge's Notebook to assist you in filling out your Official Ballot and Seal Certificate at the close of voting.

1	<input checked="" type="checkbox"/>	24001-24250
2	<input type="checkbox"/>	24251-24500
3	<input checked="" type="checkbox"/>	24501-24750
4	<input checked="" type="checkbox"/>	24751-25000



BC0024001

TO



BC0024250

250/PACK

By signing below, I hereby certify that the above serial numbers and any noted discrepancies are true and correct.

Presiding Election Officer	Print Jacqueline Fain	Signature <i>Jacqueline Fain</i>	Date: 4-30-2024
Alt Election Officer/Clerk	Print Deborah Hensley	Signature <i>Deborah Hensley</i>	Date: 4-20-2024
Poll Watcher (If available)	Print	Signature	Date:



# Ballot Card Chain of Custody

2024 Joint Election  
E3500 - Sunnyvale Town Hall

BACK of  
Judge Notebook

### Accounting of Ballot Cards Delivered - To be completed by Presiding Election Officer during opening procedure

Before opening the polls on the first day of Early Voting, check the box below next to each pad of ballot cards found in the Blue Ballot Card Box. If a pad of ballot cards is not found, indicate the discrepancy by crossing out the two serial numbers in that row. Report any discrepancies to the Judge's Hotline immediately upon discovery.

Save this document in the Judge's Notebook to assist you in filling out your Official Ballot and Seal Certificate at the close of voting.

1	<input checked="" type="checkbox"/>	67501-67750
2	<input checked="" type="checkbox"/>	67751-68000
3	<input checked="" type="checkbox"/>	79001-79250



By signing below, I hereby certify that the above serial numbers and any noted discrepancies are true and correct.

Presiding Election Officer	Print Sharon Barnes	Signature Sharon Barnes	Date: 4-30-24
Alt Election Officer/Clerk	Print DENNIS Cagle	Signature Dennis A Cagle	Date: 4-30-24
Poll Watcher (If available)	Print	Signature 469 556 - 4295	Date:



# Ballot Card Chain of Custody

2024 Joint Election  
E3617 - Glenn Heights City Hall

## Accounting of Ballot Cards Delivered - To be completed by Presiding Election Officer during opening procedure


Before opening the polls on the first day of Early Voting, check the box below next to each pad of ballot cards found in the Blue Ballot Card Box. If a pad of ballot cards is not found, indicate the discrepancy by crossing out the two serial numbers in that row. Report any discrepancies to the Judge's Hotline immediately upon discovery.

Save this document in the Judge's Notebook to assist you in filling out your Official Ballot and Seal Certificate at the close of voting.

1	<input checked="" type="checkbox"/>	29251-29500
2	<input checked="" type="checkbox"/>	29501-29750
3	<input checked="" type="checkbox"/>	29751-30000

By signing below, I hereby certify that the above serial numbers and any noted discrepancies are true and correct.

Presiding Election Officer	Print Wanda Davis	Signature <i>Wanda Davis</i>	Date: 4-30-2024
Alt Election Officer/Clerk	Print Linda Worthy	Signature <i>Linda Worthy</i>	Date: 4-30-2024
Poll Watcher (If available)	Print	Signature	Date:



# Ballot Card Chain of Custody

2024 Joint Election

E3605 - Disciple Central Comm Church

## Accounting of Ballot Cards Delivered - To be completed by Presiding Election Officer during opening procedure

Before opening the polls on the first day of Early Voting, check the box below next to each pad of ballot cards found in the Blue Ballot Card Box. If a pad of ballot cards is not found, indicate the discrepancy by crossing out the two serial numbers in that row. Report any discrepancies to the Judge's Hotline immediately upon discovery.

Save this document in the Judge's Notebook to assist you in filling out your Official Ballot and Seal Certificate at the close of voting.

1	<input checked="" type="checkbox"/>	96001-96250	17	<input checked="" type="checkbox"/>	113001-113250
2	<input checked="" type="checkbox"/>	96501-96750	18	<input checked="" type="checkbox"/>	113251-113500
3	<input checked="" type="checkbox"/>	96751-97000	19	<input checked="" type="checkbox"/>	113501-113750
4	<input checked="" type="checkbox"/>	97001-97250	20	<input checked="" type="checkbox"/>	113751-114000
5	<input checked="" type="checkbox"/>	97251-97500	21	<input checked="" type="checkbox"/>	123751-124000
6	<input checked="" type="checkbox"/>	97501-97750	22	<input checked="" type="checkbox"/>	125001-125250
7	<input checked="" type="checkbox"/>	97751-98000	23	<input checked="" type="checkbox"/>	125251-125500
8	<input checked="" type="checkbox"/>	108001-108250	24	<input checked="" type="checkbox"/>	125501-125750
9	<input checked="" type="checkbox"/>	108251-108500	25	<input checked="" type="checkbox"/>	125751-126000
10	<input checked="" type="checkbox"/>	108501-108750	26	<input checked="" type="checkbox"/>	126001-126250
11	<input checked="" type="checkbox"/>	108751-109000	27	<input checked="" type="checkbox"/>	126251-126500
12	<input checked="" type="checkbox"/>	109001-109250	28	<input checked="" type="checkbox"/>	126501-126750
13	<input checked="" type="checkbox"/>	109251-109500	29	<input checked="" type="checkbox"/>	126751-127000
14	<input checked="" type="checkbox"/>	109501-109750		<input type="checkbox"/>	
15	<input checked="" type="checkbox"/>	109751-110000		<input type="checkbox"/>	
16	<input checked="" type="checkbox"/>	112751-113000		<input type="checkbox"/>	

By signing below, I hereby certify that the above serial numbers and any noted discrepancies are true and correct.

Presiding Election Officer	Print <i>Patricia Carr</i>	Signature <i>Patricia Carr</i>	Date: <i>4-19-2024</i>
Alt Election Officer/Clerk	Print <i>Velinda Thomas</i>	Signature <i>Velinda Thomas</i>	Date: <i>4-19-2024</i>
Poll Watcher (If available)	Print	Signature	Date:



# Ballot Card Chain of Custody

2024 Joint Election  
E3921 - Seagoville City Hall

## Accounting of Ballot Cards Delivered - To be completed by Presiding Election Officer during opening procedure

Before opening the polls on the first day of Early Voting, check the box below next to each pad of ballot cards found in the Blue Ballot Card Box. If a pad of ballot cards is not found, indicate the discrepancy by crossing out the two serial numbers in that row. Report any discrepancies to the Judge's Hotline immediately upon discovery.

Save this document in the Judge's Notebook to assist you in filling out your Official Ballot and Seal Certificate at the close of voting.

1	<input checked="" type="checkbox"/>	53501-53750
2	<input checked="" type="checkbox"/>	78251-78500

By signing below, I hereby certify that the above serial numbers and any noted discrepancies are true and correct.

Presiding Election Officer	Print <i>Kimberly Walker</i>	Signature <i>Kimberly Walker</i>	Date: <i>4/22/24</i>
Alt Election Officer/Clerk	Print <i>Deborah Busbee</i>	Signature <i>Deborah Busbee</i>	Date: <i>4-22-24</i>
Poll Watcher (If available)	Print	Signature	Date:



# Ballot Card Chain of Custody

2024 Joint Election

E3940 - Wilmer Community Center

## Accounting of Ballot Cards Delivered - To be completed by Presiding Election Officer during opening procedure

Before opening the polls on the first day of Early Voting, check the box below next to each pad of ballot cards found in the Blue Ballot Card Box. If a pad of ballot cards is not found, indicate the discrepancy by crossing out the two serial numbers in that row. Report any discrepancies to the Judge's Hotline immediately upon discovery.

Save this document in the Judge's Notebook to assist you in filling out your Official Ballot and Seal Certificate at the close of voting.

1	<input checked="" type="checkbox"/>	96251-96500
2	<input checked="" type="checkbox"/>	106251-106500

By signing below, I hereby certify that the above serial numbers and any noted discrepancies are true and correct.

Presiding Election Officer	Print ROSZETTA HOWELL	Signature <i>Rossetta Howell</i>	Date: 04/22/24
Alt Election Officer/Clerk	Print Cenex Watson Kong	Signature <i>Cenex Watson Kong</i>	Date: 4/22/2024
Poll Watcher (If available)	Print	Signature	Date:



# Ballot Card Chain of Custody

2024 Joint Election  
E3950 - Hutchins City Hall

## Accounting of Ballot Cards Delivered - To be completed by Presiding Election Officer during opening procedure

Before opening the polls on the first day of Early Voting, check the box below next to each pad of ballot cards found in the Blue Ballot Card Box. If a pad of ballot cards is not found, indicate the discrepancy by crossing out the two serial numbers in that row. Report any discrepancies to the Judge's Hotline immediately upon discovery.

Save this document in the Judge's Notebook to assist you in filling out your Official Ballot and Seal Certificate at the close of voting.

1	<input checked="" type="checkbox"/>	55501-55750
2	<input checked="" type="checkbox"/>	55751-56000

By signing below, I hereby certify that the above serial numbers and any noted discrepancies are true and correct.

Presiding Election Officer	Print Lantresa Williams	Signature <i>Lantresa Williams</i>	Date: 04/22/2024
Alt Election Officer/Clerk	Print John H Epps	Signature <i>John H Epps</i>	Date: 04-22-2024
Poll Watcher (If available)	Print	Signature	Date:



# Ballot Card Chain of Custody

2024 Joint Election

E4050 - Mountain Creek Library

## Accounting of Ballot Cards Delivered - To be completed by Presiding Election Officer during opening procedure


Before opening the polls on the first day of Early Voting, check the box below next to each pad of ballot cards found in the Blue Ballot Card Box. If a pad of ballot cards is not found, indicate the discrepancy by crossing out the two serial numbers in that row. Report any discrepancies to the Judge's Hotline immediately upon discovery.

Save this document in the Judge's Notebook to assist you in filling out your Official Ballot and Seal Certificate at the close of voting.

1	<input checked="" type="checkbox"/>	128501-128750
2	<input checked="" type="checkbox"/>	128751-129000
3	<input checked="" type="checkbox"/>	129001-129250
4	<input checked="" type="checkbox"/>	129251-129500
5	<input type="checkbox"/>	129751-130000

By signing below, I hereby certify that the above serial numbers and any noted discrepancies are true and correct.

Presiding Election Officer	Print <i>DIANA KRISTINE FARRELL</i>	Signature <i>D. Kristine Farrell</i>	Date: <i>7/20/24</i>
Alt Election Officer/Clerk	Print <i>Chandra Lindsey</i>	Signature <i>Chandra Lindsey</i>	Date: <i>7/20/2024</i>
Poll Watcher (If available)	Print	Signature	Date:



# Ballot Card Chain of Custody

2024 Joint Election

E4071 - Oak Cliff Government Center

## Accounting of Ballot Cards Delivered - To be completed by Presiding Election Officer during opening procedure

Before opening the polls on the first day of Early Voting, check the box below next to each pad of ballot cards found in the Blue Ballot Card Box. If a pad of ballot cards is not found, indicate the discrepancy by crossing out the two serial numbers in that row. Report any discrepancies to the Judge's Hotline immediately upon discovery.

Save this document in the Judge's Notebook to assist you in filling out your Official Ballot and Seal Certificate at the close of voting.

1	<input checked="" type="checkbox"/>	12001-12250
2	<input checked="" type="checkbox"/>	12251-12500
3	<input checked="" type="checkbox"/>	12501-12750
4	<input checked="" type="checkbox"/>	12751-13000
5	<input checked="" type="checkbox"/>	13001-13250
6	<input checked="" type="checkbox"/>	13251-13500
7	<input checked="" type="checkbox"/>	13501-13750

By signing below, I hereby certify that the above serial numbers and any noted discrepancies are true and correct.

Presiding Election Officer	Print <i>Diana Broadus</i>	Signature <i>Diana Broadus</i>	Date: <i>04/18/2024</i>
Alt Election Officer/Clerk	Print <i>Glen Barry</i>	Signature <i>Glen Barry</i>	Date: <i>04/18/2024</i>
Poll Watcher (If available)	Print	Signature	Date:



# Ballot Card Chain of Custody

2024 Joint Election

E4086 - Grauwyler Park Recreation Center



## Accounting of Ballot Cards Delivered - To be completed by Presiding Election Officer during opening procedure

Before opening the polls on the first day of Early Voting, check the box below next to each pad of ballot cards found in the Blue Ballot Card Box. If a pad of ballot cards is not found, indicate the discrepancy by crossing out the two serial numbers in that row. Report any discrepancies to the Judge's Hotline immediately upon discovery.

Save this document in the Judge's Notebook to assist you in filling out your Official Ballot and Seal Certificate at the close of voting.

1	<input checked="" type="checkbox"/>	156251-156500
2	<input checked="" type="checkbox"/>	164251-164500
3	<input checked="" type="checkbox"/>	169251-169500
4	<input checked="" type="checkbox"/>	169501-169750
5	<input checked="" type="checkbox"/>	169751-170000

By signing below, I hereby certify that the above serial numbers and any noted discrepancies are true and correct.

Presiding Election Officer	Print MARK BAKER	Signature 	Date: 04/20/24
Alt Election Officer/Clerk	Print Noemi Albo	Signature 	Date: 04/20/24
Poll Watcher (If available)	Print	Signature	Date:



# Ballot Card Chain of Custody

2024 Joint Election

E4113 - Mountain View Campus-Dallas College

## Accounting of Ballot Cards Delivered - To be completed by Presiding Election Officer during opening procedure

Before opening the polls on the first day of Early Voting, check the box below next to each pad of ballot cards found in the Blue Ballot Card Box. If a pad of ballot cards is not found, indicate the discrepancy by crossing out the two serial numbers in that row. Report any discrepancies to the Judge's Hotline immediately upon discovery.

Save this document in the Judge's Notebook to assist you in filling out your Official Ballot and Seal Certificate at the close of voting.

1	<input checked="" type="checkbox"/>	129501-129750
2	<input checked="" type="checkbox"/>	136501-136750

By signing below, I hereby certify that the above serial numbers and any noted discrepancies are true and correct.

Presiding Election Officer	Print Sylvia Shufield	Signature <i>Sylvia Shufield</i>	Date: 4/22/2024
Alt Election Officer/Clerk	Print DONALD F. WEEKS	Signature <i>Donald F. Weeks</i>	Date: 4-22-2024
Poll Watcher (If available)	Print	Signature	Date:



# Ballot Card Chain of Custody

2024 Joint Election  
E4502 - Betty Warmack Library

## Accounting of Ballot Cards Delivered - To be completed by Presiding Election Officer during opening procedure

Before opening the polls on the first day of Early Voting, check the box below next to each pad of ballot cards found in the Blue Ballot Card Box. If a pad of ballot cards is not found, indicate the discrepancy by crossing out the two serial numbers in that row. Report any discrepancies to the Judge's Hotline immediately upon discovery.

Save this document in the Judge's Notebook to assist you in filling out your Official Ballot and Seal Certificate at the close of voting.

1	<input checked="" type="checkbox"/>	40001-40250
2	<input checked="" type="checkbox"/>	40251-40500
3	<input checked="" type="checkbox"/>	40501-40750
4	<input checked="" type="checkbox"/>	40751-41000
5	<input type="checkbox"/>	41001-41250
6	<input type="checkbox"/>	41251-41500
7	<input type="checkbox"/>	41501-41750
8	<input type="checkbox"/>	41751-42000
9	<input type="checkbox"/>	50001-50250
10	<input type="checkbox"/>	50251-50500
11	<input type="checkbox"/>	50501-50750
12	<input type="checkbox"/>	50751-51000
13	<input type="checkbox"/>	51001-51250
14	<input type="checkbox"/>	51251-51500

By signing below, I hereby certify that the above serial numbers and any noted discrepancies are true and correct.

Presiding Election Officer	Print Betty Pittman	Signature <i>B Pittman</i>	Date: 4-30-2024
Alt Election Officer/Clerk	Print Richard Smith	Signature <i>rsmith</i>	Date: 4-30-2024
Poll Watcher (If available)	Print	Signature	Date:



# Ballot Card Chain of Custody

2024 Joint Election  
E4516 - Crosswinds High School

## Accounting of Ballot Cards Delivered - To be completed by Presiding Election Officer during opening procedure

Before opening the polls on the first day of Early Voting, check the box below next to each pad of ballot cards found in the Blue Ballot Card Box. If a pad of ballot cards is not found, indicate the discrepancy by crossing out the two serial numbers in that row. Report any discrepancies to the Judge's Hotline immediately upon discovery.

Save this document in the Judge's Notebook to assist you in filling out your Official Ballot and Seal Certificate at the close of voting. *✓ opened*

1	<input checked="" type="checkbox"/>	61501-61750	<del>✓</del>
2	<input checked="" type="checkbox"/>	61751-62000	<del>✓</del>
3	<input checked="" type="checkbox"/>	112001-112250	✓
4	<input type="checkbox"/>	112251-112500	✓
5	<input type="checkbox"/>	112501-112750	✓

By signing below, I hereby certify that the above serial numbers and any noted discrepancies are true and correct.

Presiding Election Officer	Print	Signature	Date:
Alt Election Officer/Clerk	Print	Signature	Date:
Poll Watcher (If available)	Print	Signature	Date:



# Ballot Card Chain of Custody

2024 Joint Election  
E4607 - Irving City Hall

**Accounting of Ballot Cards Delivered - To be completed by Presiding Election Officer during opening procedure**

Before opening the polls on the first day of Early Voting, check the box below next to each pad of ballot cards found in the Blue Ballot Card Box. If a pad of ballot cards is not found, indicate the discrepancy by crossing out the two serial numbers in that row. Report any discrepancies to the Judge's Hotline immediately upon discovery.

Save this document in the Judge's Notebook to assist you in filling out your Official Ballot and Seal Certificate at the close of voting.

1	<input checked="" type="checkbox"/> 74001-74250	17	<input checked="" type="checkbox"/> 78001-78250
2	<input checked="" type="checkbox"/> 74251-74500 - MISSING 74492		<input type="checkbox"/>
3	<input checked="" type="checkbox"/> 74501-74750		<input type="checkbox"/>
4	<input checked="" type="checkbox"/> 74751-75000		<input type="checkbox"/>
5	<input checked="" type="checkbox"/> 75001-75250		<input type="checkbox"/>
6	<input checked="" type="checkbox"/> 75251-75500		<input type="checkbox"/>
7	<input checked="" type="checkbox"/> 75501-75750		<input type="checkbox"/>
8	<input checked="" type="checkbox"/> 75751-76000		<input type="checkbox"/>
9	<input checked="" type="checkbox"/> 76001-76250		<input type="checkbox"/>
10	<input checked="" type="checkbox"/> 76251-76500		<input type="checkbox"/>
11	<input checked="" type="checkbox"/> 76501-76750		<input type="checkbox"/>
12	<input checked="" type="checkbox"/> 76751-77000		<input type="checkbox"/>
13	<input checked="" type="checkbox"/> 77001-77250		<input type="checkbox"/>
14	<input checked="" type="checkbox"/> 77251-77500		<input type="checkbox"/>
15	<input checked="" type="checkbox"/> 77501-77750		<input type="checkbox"/>
16	<input checked="" type="checkbox"/> 77751-78000		<input type="checkbox"/>

By signing below, I hereby certify that the above serial numbers and any noted discrepancies are true and correct.

Presiding Election Officer	Print <i>M. Martinez</i>	Signature <i>M. Martinez</i>	Date: 4/19/24
Alt Election Officer/Clerk	Print <i>EMMA PETTY</i>	Signature <i>Emma Petty</i>	Date: 4/19/24
Poll Watcher (If available)	Print	Signature	Date:



# Ballot Card Chain of Custody

2024 Joint Election

E4633 - North Lake Campus-Dallas College

## Accounting of Ballot Cards Delivered - To be completed by Presiding Election Officer during opening procedure

Before opening the polls on the first day of Early Voting, check the box below next to each pad of ballot cards found in the Blue Ballot Card Box. If a pad of ballot cards is not found, indicate the discrepancy by crossing out the two serial numbers in that row. Report any discrepancies to the Judge's Hotline immediately upon discovery.

Save this document in the Judge's Notebook to assist you in filling out your Official Ballot and Seal Certificate at the close of voting.

1	<input checked="" type="checkbox"/>	16001-16250
2	<input checked="" type="checkbox"/>	16251-16500
3	<input checked="" type="checkbox"/>	16501-16750

By signing below, I hereby certify that the above serial numbers and any noted discrepancies are true and correct.

Presiding Election Officer	Print MARTIN SAENZ	Signature <i>Martin Saenz</i>	Date: 04/22/2024
Alt Election Officer/Clerk	Print KEVIN BENO	Signature <i>Kevin Beno</i>	Date: 04/22/2024
Poll Watcher (If available)	Print	Signature	Date:



# Ballot Card Chain of Custody

2024 Joint Election  
E4642 - Irving Arts Center

## Accounting of Ballot Cards Delivered - To be completed by Presiding Election Officer during opening procedure

Before opening the polls on the first day of Early Voting, check the box below next to each pad of ballot cards found in the Blue Ballot Card Box. If a pad of ballot cards is not found, indicate the discrepancy by crossing out the two serial numbers in that row. Report any discrepancies to the Judge's Hotline immediately upon discovery.

Save this document in the Judge's Notebook to assist you in filling out your Official Ballot and Seal Certificate at the close of voting.

1	<input checked="" type="checkbox"/>	42001-42250
2	<input checked="" type="checkbox"/>	42251-42500
3	<input checked="" type="checkbox"/>	42501-42750
4	<input checked="" type="checkbox"/>	42751-43000
5	<input checked="" type="checkbox"/>	43001-43250
6	<input checked="" type="checkbox"/>	43251-43500

By signing below, I hereby certify that the above serial numbers and any noted discrepancies are true and correct.

Presiding Election Officer	Print <i>Ngina White</i>	Signature <i>Ngina White</i>	Date: <i>4/22/2024</i>
Alt Election Officer/Clerk	Print	Signature	Date:
Poll Watcher (If available)	Print	Signature	Date: